

domovea – smart home

The new generation

One app. All functions.




:hager

**The smart home
has come of age.
Time for a new
generation of
control:
domovea**

A photograph of a person with dark hair, wearing a light blue long-sleeved shirt, resting their head on a dark surface, possibly a table or desk. The person is lying on their side, with their head tucked down. The background is softly blurred, showing a window with light coming through and a lamp with a grey shade. The overall mood is calm and contemplative.


**Time for
something
new!**



The benefits

One app controls everything

domovea unites the language of all your smart devices and enables them to communicate with one another. With domovea, you can turn what were previously single solutions into one system.



A future-proof interface to the Internet of Things

domovea incorporates the web-based services (IoT) into your smart home.

Automatic updates

The interfaces of widely-used digital services like Amazon Echo and Google Home are preinstalled in domovea and can be activated as required. You receive updates automatically, if you so wish, thereby ensuring that your control system is always up to date.

Securing building functions

What sounds technical is highly reassuring: With domovea you can still manage your home even if the Internet, the server and the cloud should fail.

Integrated energy monitoring

We wouldn't be true to the name Hager if we didn't add energy monitoring to our smart control system. View your consumption, costs and savings anytime, anywhere.

Define data security yourself

The choice is yours: domovea controls your smart home via KNX. This opens up the whole world of the Internet to you and also offers pure offline solutions.

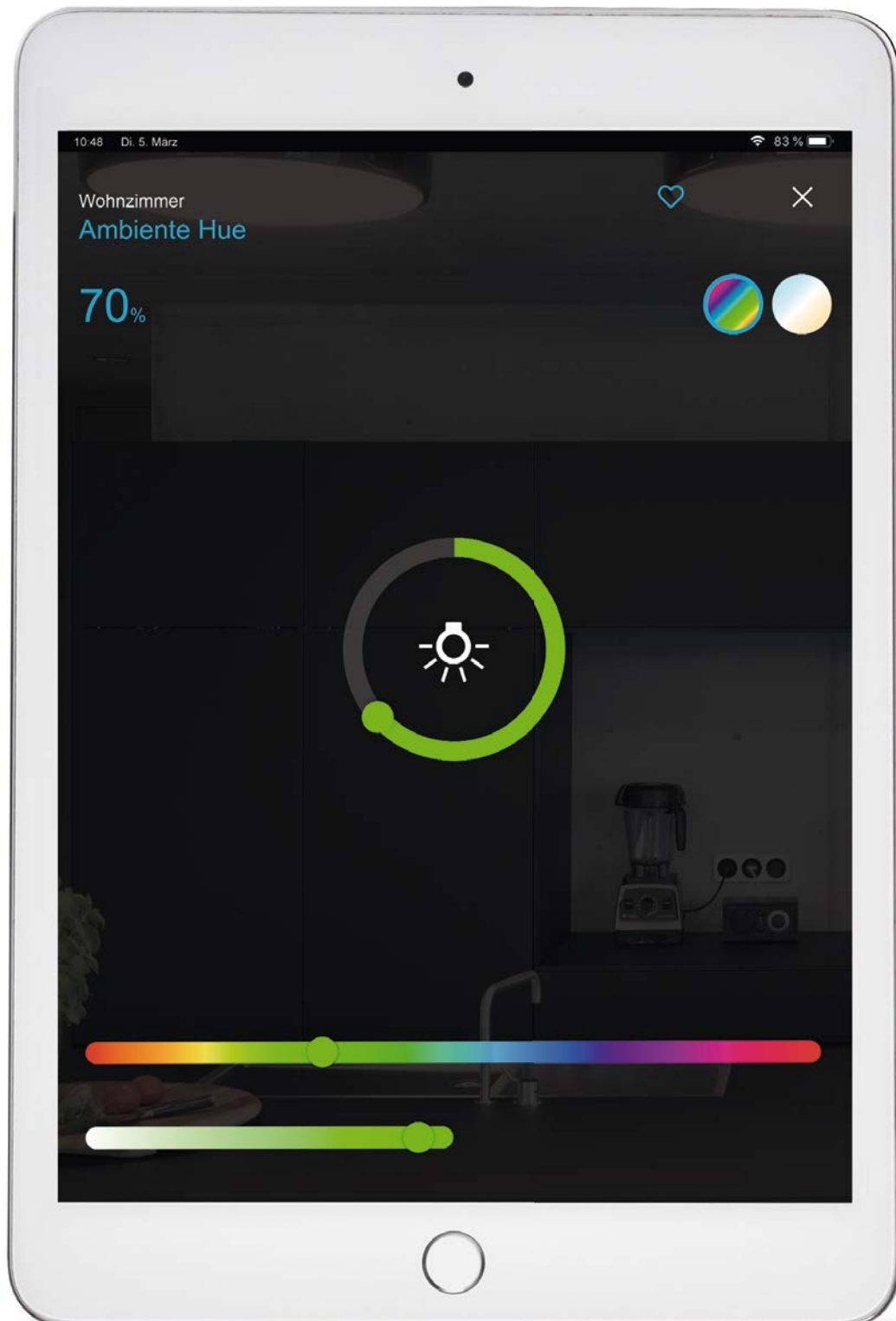
In this case, data related to your habits is only passed on to the local server in your technical centre - and stays there.

More on data security on pages 24 and 25




When developing the user interface, we took care to ensure that it looks good on a smartphone as well as on a tablet or touch panel.

Smart on every level



Intuitive control:
You don't need to read any instruction manual to be able to control your home. The domovea user interface is self-explanatory.



Download

You can download the domovea app for free from the Google Play Store and Apple App Store.

Background: Design your background, icons, and folder groups with your own pictures and colours. Not only does it look good, but it simplifies orientation.

Arrange the user interface: Just as with your smartphone, you can arrange the domovea interface to suit your preferences. For example, you can save and arrange favourites as well as individually created sequences. For the colour of your display, you have the choice between two colour schemes – blue or multicolour.

Controls: Control lights, blinds and volume levels smoothly with just one finger.

Design sequences: Now it starts to get interesting. Combine lighting, shading, lights, temperature and music into scenarios that you can call up again with a single click. Your electrician calls this: Creating domograms.

The operation

Intuitive, informative, individual

domovea is as versatile as the end-user devices you can use to control your smart home. You have a choice of the following.



Laptop or tablet

To set up functions or scenarios, a tablet or laptop is usually the most convenient solution.

Smartphone

A smartphone is the most popular control unit. We took this into account when developing the app and have ensured that the interface remains clear and user-friendly even on smaller displays.



Voice command

Needless to say, you can incorporate Alexa, Google and the like in the domovea controls.



Touch panel

You'll never need to search for this control unit: A touch panel is as easy to find as a switch and as clear as a tablet.

Smart watch

Reducing to the bare essentials: You can even control certain applications while out jogging.



berker KNX thermostat with room controller

Also smart: This thermostat by berker is a sensor and control unit in one. Swiping and tapping on the sensor strip will call up individual smart functions and complex scenarios.



The possibilities

Nothing connects like KNX

KNX is the language of smart devices. It's an open standard. This means: Even devices from other manufacturers communicate via KNX. They understand the language of your smart home and can be integrated easily.

More than 450 companies worldwide have agreed upon this standard. This makes your KNX smart home future-proof and opens up a wealth of possibilities. See for yourself ...





**KNX and domovea:
You can manage all this
using one single control.**

03

04

05

11

10

09

17

18

- 01 Automated window opener
- 02 Blinds control
- 03 Awning control
- 04 Absence scenarios
- 05 Alarm system
- 06 Control for outdoor lighting

- 07 Ventilation systems
- 08 Door communication
- 09 Smart kitchen appliances
- 10 Control for inside lighting
- 11 Outdoor IP camera
- 12 Automated watering system

- 13 Robot lawn mower
- 14 Voice control
- 15 Robot vacuum cleaner
- 16 Heating control
- 17 Smart sound system
- 18 Smart washing machine
- 19 Space for what you want ...

The interface to the Internet of Things

domovea connects your smart home to the Internet and opens up a whole universe of possibilities: Alexa, Google, Sonos, Philips Hue, Netatmo-connected cars, smart household appliances and your smartphone. They all form part of IoT, the Internet of Things, and are integrated into your smart home via domovea.

The web service IFTTT belongs to this. You can use it to create your own If-This-Then-That links: If it forecasts sunny weather, then extend the awning. Such connections are called applets.

There is a wealth of preprogrammed applets on the Internet. Linking it into your smart home is easier than you think.

English lawn by IoT: The internet-controlled robot lawnmower keeps your lawn at exactly three centimetres.



**With domovea and IFTTT
your world works according
to your rules.**



Find out more about IoT possibilities at:
the-smart-home.en/iot

domovea opens doors

domovea really does manage everything. Even the door communication. We have integrated the functions of Access Gate into domovea expert. So, you can see who is at your front door even when you're on holiday lounging on the beach.



With domovea expert, you can see who is ringing your doorbell because you can integrate the cameras from the 2-wire door communication as well as IP cameras.



The operation can be carried out, as usual, via the Access app.



You can find the full range of Access Gate services at: the-smart-home.en/door-communication

The technical centre

All of the wires come together here. The technical centre receives the signal from your car: "150 metres to the drive" and from here, your garage door is sent the command: "Open!"

Your technical centre can do much more.

It's worth taking a look into the technical centre.

**Configuring a smart home
is like building your own little
spacecraft. And that is the
command centre**



The technical centre

01

Residual current circuit breaker

The residual current circuit breaker from Hager. Since 1957, residual current circuit breakers all across the world have cut the power the moment, for example, the hair dryer falls into the bathtub.

02

Fuses

The one thing that has always been in a meter box are the fuses for the individual circuits - and the main fuse.

03

Comfort controller

Dimmer switches, timers, central dimmers ... even all automated controllers that you can manage with domovea are here.

04

Heating actuator

The new heating actuator from Hager can switch up to twelve heating circuits in parallel. That saves twelve separate heating regulators. The heating actuator is part of your KNX home automation system. It's controlled with domovea.

05

Multimedia connections

Phone, cables, central data storage and the like are distributed from here and made available in the respective rooms via multimedia jacks. berker has a broad array of multimedia applications. To suit your switch range.

06

Smart household meter

Electronic meter systems: Reference meters for household consumption and electric mobility as well as delivery of their PV electricity. The smart meters provide you with an overview of energy consumption and production in real time.

07

domovea

It's our very own in-house server. domovea makes sure that the individual components of your smart home are able to communicate with each other and is the interface to the Internet of Things.

08

Circuit breakers

An example being the overvoltage protection, safeguarding against the potential dangers that may arise from such hazards as lightning strikes.





Which data you pass on, is your decision

domovea is based on a KNX installation. This type of control provides the utmost protection of your data. If you decide to forego integrating Internet services and voice control, you can even use it to manage your smart home offline.

01

Offline control

Lights, motion sensors, temperature sensors, the door intercom system ... All the devices, sensors and control units connected to the technical centre via KNX form part of your domestic installation. Within this, data (e.g. your timer switch functions) is passed on to the local domovea server. And stays there. The domovea server is located in your technical centre.

02

WLAN control

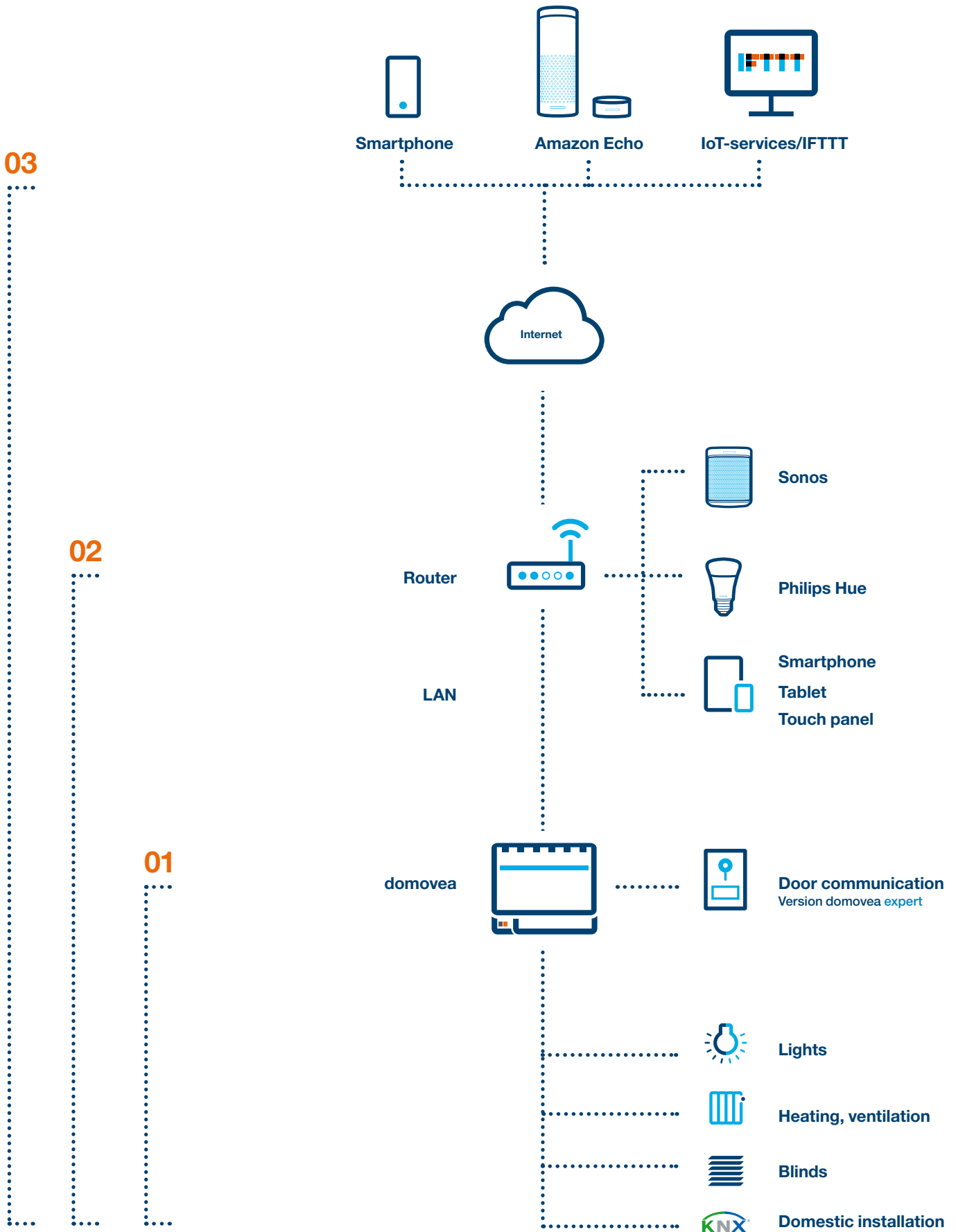
Smart objects such as Sonos and Philips Hue work via WLAN and only require Internet access when being installed. In terms of control, the range of end devices on a tablet and smartphone is enhanced in WLAN mode. Data is exchanged in this mode only within your WLAN and is as secure as it is.

03

Online control

Once you integrate Internet services or voice controls into your smart home, these will also need data from you to carry out their functions. This is passed on to the corresponding services. This also applies to the control of your smartphone, once you leave the area of your wireless network. The corresponding data is then exchanged with the cloud server.

Your smart home is structured like this:



The advice

Let's get started!

The configuration and installation of a smart home and its controls is a complex project. For the initial installation, it is essential to have a professional at your side.



Your electrician knows parameters and optimisation possibilities that even a technically adept layman cannot know. Last but not least, the basis of this state-of-the-art smart home world is a very solid electrical installation based on KNX. And that can only be installed by a professional.

From the moment your electrician hands you the controls, everything is and will remain easy. If you later wish to make changes, create new scenarios, integrate an additional smart object, you can easily do these yourself. domovea shows you how.

domovea is available in two versions

domovea basic

The basic version manages the smart one-family home. Apart from the door communication, this variant operates the whole range of smart possibilities. domovea basic has its own server, it is flexible and can be enhanced at any time.

domovea expert

For smart home professionals and those who wish to become one, there is domovea expert. It offers the whole spectrum of smart features. The server can accommodate even more interfaces, which is why domovea expert can also control large villas, multi-family houses, offices and commercial properties. The device is expected to be available as of September 2019.

Contact your electrician!

He will be happy to advise you.



domovea at a glance!

- One app – all smart functions
- Turns smart single devices into one system
- Intuitive control via smartphone, tablet, touch panel, PC or MAC
- Connects the smart home to the Internet
- Future-proof thanks to automatic updates
- Integrates the Internet of Things (IoT) into your smart home



The cost of such an installation can be found in our price examples at:
[the-smart-home.eu/electro-costs-guide](https://www.the-smart-home.eu/electro-costs-guide)

For more information on domovea and the smart home from Hager, visit: [the-smart-home.eu/domovea](https://www.the-smart-home.eu/domovea)



Hager SE
Zum Gunterstal
66440 Blieskastel
Germany

hager.com

Dear reader,

**please be aware, this brochure is a template.
It can be adapted in product portfolio and
language to your local market needs. It is not
changeable according concept.**

Request for open data: pic.hager.com

Thank you for your attention.