AVK Series Terminals

AVK Series Screw Connection Rail Terminals provide the whole range of cross sections from 2,5 up to 240 mm². Terminals accessories like Cross Connection, End Plate, Comb Connector are available. Special Marking solutions for each cross section can be provided by Plotter labeling. The color of products can be selected from the color table.





You can safely connect solid and stranded cables with ferrules and also you can use stranded cables without ferrule.



AVK RD series earth terminal blocks provide easy and screwless installation on the rail.





Thanks to push-in type jumpers, AVK RD series 2.5 and 4 mm² cross section feed-through terminal blocks can be cross connected easier and faster way. AVK 2.5 R and AVK 4 R terminals blocks are suitable for double line push-in cross connection, also suitable for strip label.



AVK 2.5 - 4,0 - 6,0 - 10,0 mm² range has the same height and lenght so that, one type of end plate and partition plate can be used.

You can also use comb type cross connection with AVK series terminal blocks in 2.5 - 4 - 6 - 10 mm² cross sections. All AVK series terminal blocks have special marking solutions for your projects.

FEATURE OF AVK EARTH TERMINAL BLOCKS
Screw type earth terminal blocks can meet all important IEC requirements, such as low contact resistance, corrosion-resistant of connection points, secure screws etc. between 2.5 mm² - 50 mm² cross section options.

Yellow-green (mixed commando) body color is easily distinguishable from other terminal blocks. They do not cause visual problems when they are mounted side by side on the rail, because they are equal in size with the feed-through terminal block in the same cross section.

EASY RAIL MOUNT AND ASSEMBLY
AVK RD series earth terminal blocks provide easy and screwless installation on the rail. For this reason, they are fast and economical, compared to standard screw type earth terminal blocks.

AVK Series Terminals

AVK 2,5

Width: 5 mm



Cat No:

304 120RP
304 129RP

AVK 4

Width: 6 mm



Cat No:

304 130RP
304 139RP

AVK 6

Width: 8 mm



Cat No:

304 140RP
304 149RP

AVK 10

Width: 10 mm



Cat No:

304 150RP
304 159RP

AVK 16

Width: 12 mm



Cat No:

304 160
304 169

Electrical Ratings	Voltage, V ~	Current, A	Cross-Section	Voltage, V ~	Current, A	Cross-Section	Voltage, V ~	Current, A	Cross-Section	Voltage, V ~	Current, A	Cross-Section	Voltage, V ~	Current, A	Cross-Section
CE (EN 60947-7-1)	750	24	2,5 mm²	750	32	4 mm²	630	41	6 mm²	630	57	10 mm²	750	76	16 mm²
UL - CuLus	600	20	AWG 26–12	600	30	AWG 26–10	600	50	AWG 26–8	600	65	AWG 16-6	600	85	AWG 12-4
VDE (IEC 60947-7-1)	750	24	2,5 mm²	750	32	4 mm²	630	41	6 mm²	630	57	10 mm²	750	76	16 mm²
CSA	600	20	AWG 28–12	600	30	AWG 28–10	600	40	AWG 28–8	600	65	AWG 16-6			
ATEX	630	23		630	30,5		630	41		630	57		630	71	

Connection Data															
Conductor cross section solid (min-max.)	0,2–4 mm²			0,2–6 mm²			0,2-10 mm²			0,5-16 mm²			2,5-25 mm²		
Conductor cross section stranded (min-max.)	0,2–4 mm²			0,2–6 mm²			0,2-10 mm²			0,5-16 mm²			4-25 mm²		
2 conductors with same cross section, stranded, TWIN ferrules with plastic sleeve, (min-max.)	0,5-1,5 mm²			0,5-2,5 mm²			0,5-4 mm²			0,5-6 mm²			1,5-10 mm²		
AWG Conductor	AWG 24–12			AWG 24–10			AWG 24-8			AWG 20-6			AWG 14-4		
Insulation Stripping Length (min.-max.)	9–10 mm			9–10 mm			10-12 mm			10-12 mm			12-14 mm		
Torque (min-max.)	0,4–0,6 Nm			0,5–0,8 Nm			0,8-1,2 Nm			1,2-1,8 Nm			1,2-2,0 Nm		
Screwdriver	IKT 3 (0,6x3,5)			IKT 3 (0,6x3,5)			IKT 4 (0,8x4)			IKT 4 (0,8x4)			IKT 5 (1,0x5,5)		
End Plate - Disconnect Plate	Type	Cat.No.	Qty.	Type	Cat.No.	Qty.	Type	Cat.No.	Qty.	Type	Cat.No.	Qty.	Type	Cat.No.	Qty.
	NPP/AVK 2,5-10	444 120	100	NPP/AVK 2,5-10	444 120	100	NPP/AVK 2,5-10	444 120	100	NPP/AVK 2,5-10	444 120	100	NPP/AVK 16	444 160	100
	APP/AVK 2,5-10	462 120	25	APP/AVK 2,5-10	462 120	25	APP/AVK 2,5-10	462 120	25	APP/AVK 2,5-10	462 120	25	APP/AVK 16	462 160	25
Cross Connection	Type	Cat.No.	Qty.	Type	Cat.No.	Qty.	Type	Cat.No.	Qty.	Type	Cat.No.	Qty.	Type	Cat.No.	Qty.
	UK 2,5/2	474 122	25	UK 4/2	474 132	25	UK 6/2	474 142	25	UK 10/2	474 152	25	UK 16/2	474 162	25
	UK 2,5/3	474 123	20	UK 4/3	474 133	20	UK 6/3	474 143	20	UK 10/3	474 153	20	UK 16/3	474 163	20
	UK 2,5/4	474 124	15	UK 4/4	474 134	15	UK 6/4	474 144	15	UK 10/4	474 154	15	UK 16/4	474 164	15
	UK 2,5/10	474 129	5	UK 4/10	474 139	5	UK 6/10	474 149	5	UK 10/10	474 159	5	UK 16/10	474 169	5
				UK 4/20	474 180	5									
Comb Connector	Type	Cat.No.	Qty.	Type	Cat.No.	Qty.	Type	Cat.No.	Qty.	Type	Cat.No.	Qty.			
	TKO 2,5/2	476 262	25	TKO 4/2	476 272	25	TKO 6/2	476 282	25	TKO 10/2	476 292	25			
	TKO 2,5/3	476 263	20	TKO 4/3	476 273	20	TKO 6/3	476 283	20	TKO 10/3	476 293	20			
	TKO 2,5/4	476 264	15	TKO 4/4	476 274	15	TKO 6/4	476 284	15	TKO 10/4	476 294	15			
	TKO 2,5/10	476 269	5	TKO 4/10	476 279	5	TKO 6/10	476 289	5	TKO 10/10	476 299	5			
Technical Data															
Rated Impulse Voltage / Pollution severity	8/3			8/3			8/3			8/3			8/3		
Insulation material group / Gauge pin code according to IEC 60947-1	1/A3			1/A4			1/B5			1/B6			1/B7		
Protection class / Protection conductor type	IP 20 / -			IP 20 / -			IP 20 / -			IP 20 / -			IP 20 / -		
Marking Tags (Dekafix)															
See pages 326-333 for a list of Dekafix	D_NS 5x10, DB 10/5, DG 10/5, DG 10/5T			D_NS 6x10, DB 10/6, DG 10/6, DG 10/6T			D_NS 8x10, DG 10/8			D_NS 10x10, DG 10/10			D_NS 10x10, D_NS 12x10, DG 10x10		
Package Quantity															
	100 pcs.			80 pcs.			60 pcs.			50 pcs.			50 pcs.		

Color

Color code is the last digit of the order number

Blue	Green	Yellow	Red	Black	White	Orange	Brown
1	2	3	4	5	6	7	8

Color

Color code is the last digit of the order number

Blue	Green	Yellow	Red	Black	White	Orange	Brown
1	2	3	4	5	6	7	8

AVK Series Terminals

AVK 16 RD

Width: 12 mm



AVK 25 RD

Width: 12 mm



AVK 35 RDS

Width: 16 mm



AVK 35 IRDS

Width: 16 mm



AVK 35 RD

Width: 16 mm



	AVK 16 RD			AVK 25 RD				AVK 35 RDS			AVK 35 IRDS			AVK 35 RD		
Cat No:	304 240 304 249			304 290 304 299				304 580 304 589			304 590 304 599			304 250 304 259		
Electrical Ratings	**Voltage, V ~**	**Current, A**	**Cross-Section**	**Voltage, V ~**	**Current, A**	**Cross-Section**		**Voltage, V ~**	**Current, A**	**Cross-Section**	**Voltage, V ~**	**Current, A**	**Cross-Section**	**Voltage, V ~**	**Current, A**	**Cross-Section**
CE (EN 60947-7-1)	750	76	16 mm²	750	101	25 mm²		1000	125	35 mm²	1000	125	35 mm²	750	125	35 mm²
UL - CuLus	600	80	AWG 12-4	600	100	AWG 12-2		600	115	AWG 10-2	600	115	AWG 10-2	600	115	AWG 12-2
VDE (IEC 60947-7-1)	750	76	16 mm²											750	125	
CSA	600	80	AWG 12-4											600	115	AWG 12-2
ATEX	630	76												630	125	
Connection Data																
Conductor cross section solid (min-max.)	1,5-25 mm²			1,5-35 mm²				6-50 mm²			6-50 mm²			1,5-50 mm²		
Conductor cross section stranded (min-max.)	1,5-25 mm²			1,5-35 mm²				6-35 mm²			6-35 mm²			1,5-50 mm²		
2 conductors with same cross section, stranded, TWIN ferrules with plastic sleeve, (min-max.)	0,75-10 mm²			1,5-10 mm²				4-16 mm²			4-16 mm²			1,5-16 mm²		
AWG Conductor	AWG 16-4			AWG 16-2				AWG 10-2			AWG 10-2			AWG 16-2		
Insulation Stripping Length (min.-max.)	12-14 mm			12-14 mm				16-18 mm			16-18 mm			16-18 mm		
Torque (min-max.)	1,2-2,0 Nm			2,0-3,0 Nm				4,0-6,0 Nm			4,0-6,0 Nm			2,5-3,5 Nm		
Screwdriver	IKT 5 (1,0x5,5)			IKT 5 (1,0x5,5)				IKT 6 (1,2x6,5)			S 5 (DIN6911)			IKT 6 (1,2x6,5)		
End Plate - Disconnect Plate	**Type**	**Cat.No.**	**Qty.**	**Type**	**Cat.No.**	**Qty.**		**Type**	**Cat.No.**	**Qty.**	**Type**	**Cat.No.**	**Qty.**	**Type**	**Cat.No.**	**Qty.**
	NPP/AVK 16 RD	444 170	100	NPP/AVK 25 RD	450 250	50										
	APP/AVK 16 RD	462 170	25											APP/AVK 35 RD	462 180	10
Cross Connection	**Type**	**Cat.No.**	**Qty.**	**Type**	**Cat.No.**	**Qty.**		**Type**	**Cat.No.**	**Qty.**	**Type**	**Cat.No.**	**Qty.**	**Type**	**Cat.No.**	**Qty.**
	UK 16/2	474 162	25	UK 16/2	474 162	25		UK 35/2 RDS	480 212	25	UK 35/2 RDS	480 212	25	UK 35/2	474 172	25
	UK 16/3	474 163	20	UK 16/3	474 163	20		UK 35/3 RDS	480 213	20	UK 35/3 RDS	480 213	20	UK 35/3	474 173	20
	UK 16/4	474 164	15	UK 16/4	474 164	15		UK 35/4 RDS	480 214	15	UK 35/4 RDS	480 214	15	UK 35/4	474 174	15
	UK 16/10	474 169	5	UK 16/10	474 169	5		UK 35/10 RDS	480 219	5	UK 35/10 RDS	480 219	5	UK 35/10	474 179	5
Technical Data																
Rated Impulse Voltage / Pollution severity	8/3			8/3				8/3			8/3			8/3		
Insulation material group / Gauge pin code according to IEC 60947-1	1/B7			1/B8				1/B9			1/B9			1/B9		
Protection class / Protection conductor type	IP 20 / -			IP 20 / -				IP 20 / -			IP 20 / -			IP 20 / -		
Marking Tags (Dekafix)																
See pages 326-333 for a list of Dekafix	D_NS 10x10, D_NS 12x10, DG 10x10			D_NS 10x10, D_NS 12x10, DG 10x10				D_NS 10x10, D_NS 14x10, DG 10/10			D_NS 10x10, D_NS 14x10, DG 10/10			D_NS 10x10, D_NS 14x10, DG 10/10		
Package Quantity																
	50 pcs.			50 pcs.				50 pcs.			50 pcs.			40 pcs.		

* Higher torque value compare to AVK 35 RD

* Inbus screw

Color							
Color code is the last digit of the order number							
Blue	Green	Yellow	Red	Black	White	Orange	Brown
1	2	3	4	5	6	7	8

Color							
Color code is the last digit of the order number							
Blue	Green	Yellow	Red	Black	White	Orange	Brown
1	2	3	4	5	6	7	8

AVK T Series
Earth Terminals

AVK 2,5 / 4 TK

Width: 6 mm

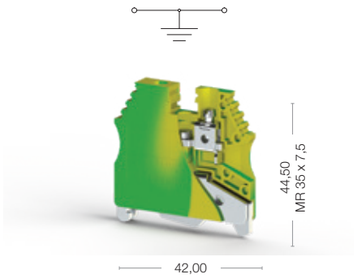

Cat No:

334 450

AVK 6 TK

Width: 8 mm

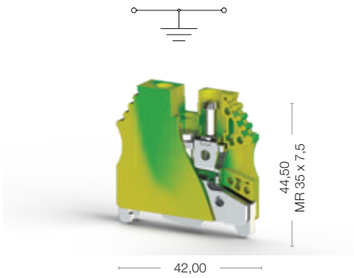

Cat No:

334 460

AVK 10 TK

Width: 10 mm

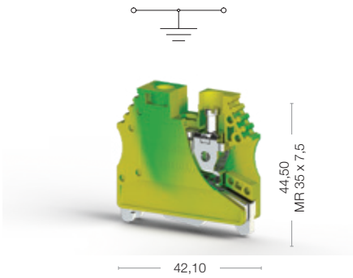

Cat No:

334 470

AVK 16 T RD

Width: 12 mm



Cat No:

334 200

AVK 35 T RD

Width: 16 mm

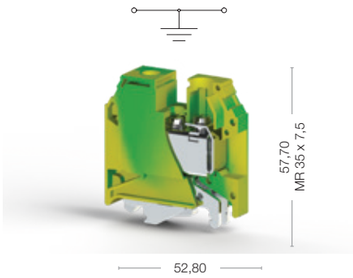

Cat No:

334 210

Electrical Ratings	Voltage, V ~	Current, A	Cross-Section	Voltage, V ~	Current, A	Cross-Section	Voltage, V ~	Current, A	Cross-Section	Voltage, V ~	Current, A	Cross-Section	Voltage, V ~	Current, A	Cross-Section
CE (EN 60947-7-2)			2,5-4 mm²			6 mm²			10 mm²			16 mm²			35 mm²
UL - CuLus			AWG 26-10			AWG 26-8			AWG 16-6			AWG 12-4			AWG 12-2
VDE (IEC 60947-7-2)												16 mm²			35 mm²
CSA												AWG 12-4			AWG 12-2
ATEX															
Connection Data															
Conductor cross section solid (min-max.)	0,2-6 mm²			0,2-10 mm²			0,5-16 mm²			1,5-25 mm²			1,5-50 mm²		
Conductor cross section stranded (min-max.)	0,2-6 mm²			0,2-10 mm²			0,5-16 mm²			1,5-25 mm²			1,5-50 mm²		
2 conductors with same cross section, stranded, TWIN ferrules with plastic sleeve, (min-max.)	0,5-2,5 mm²			0,5-4 mm²			0,5-6 mm²			0,75-10 mm²			1,5-16 mm²		
AWG Conductor	AWG 24-10			AWG 24-8			AWG 20-6			AWG 16-4			AWG 16-2		
Insulation Stripping Length (min.-max.)	9-10 mm			10-12 mm			10-12 mm			12-14 mm			16-18 mm		
Torque (min-max.)	0,5-0,8 Nm			0,8-1,2 Nm			1,2-1,8 Nm			1,2-2,0 Nm			2,5-3,5 Nm		
Rail Tightening torque, (min-max.)	0,4-0,6 Nm			0,6 -0,8 Nm			0,8-1,0 Nm			1,0-1,2 Nm			1,2-1,5 Nm		
Screwdriver	IKT 3 (0,6x3,5)			IKT 4 (0,8x4)			IKT 4 (1,2x6,5)			IKT 5 (1,2x6,5)			IKT 6 (1,2x6,5)		
Technical Data															
Rated Impulse Voltage / Pollution severity	8/3			8/3			8/3			8/3			8/3		
Insulation material group / Gauge pin code according to IEC 60947-1	1/A4			1/B5			1/B6			1/B7			1/B9		
Protection class / Protection conductor type	IP 20 / PE			IP 20 / PE			IP 20 / PE			IP 20 / PE			IP 20 / PE		
Marking Tags (Dekafix)															
See pages 326-333 for a list of Dekafix	D_NS 6x10, DB 10/6, DG 10/6, DG 10/6T			D_NS 8x10, DG 10/8			D_NS 10x10, DG 10/10			D_NS 10x10, D_NS 12x10, DG 10/10			D_NS 10x10, D_NS 1x10, DG 10/10		
Package Quantity															
	50 pcs.			25 pcs.			25 pcs.			50 pcs.			40 pcs.		

AVK T Series
Earth Terminals

AVK 35 T RDS

Width: 16 mm



AVK 35 T IRDS

Width: 16 mm



AVK 50 T

Width: 20 mm



	Cat No: 334 240	Cat No: 334 250		Cat No: 334 190
Electrical Ratings	**Voltage, V ~ / Current, A / Cross-Section**	**Voltage, V ~ / Current, A / Cross-Section**		**Voltage, V ~ / Current, A / Cross-Section**
CE (EN 60947-7-2)	35 mm²	35 mm²		50 mm²
UL - CuLus	AWG 10-2	AWG 10-2		AWG 16-1/0
VDE (IEC 60947-7-2)				
CSA				
ATEX				800
Connection Data				
Conductor cross section solid (min-max.).	6-50 mm²	6-50 mm²		16-70 mm²
Conductor cross section stranded (min-max.)	6-35 mm²	6-35 mm²		25-50 mm²
2 conductors with same cross section, stranded, TWIN ferrules with plastic sleeve, (min-max.)	4-16 mm²	4-16 mm²		10-16 mm²
AWG Conductor	AWG 10-2	AWG 10-2		AWG 10-1/0
Insulation Stripping Length (min.-max.)	16-18 mm	16-18 mm		22-24 mm
Torque (min-max.)	4,0-6,0 Nm	4,0-6,0 Nm		6,0-10 Nm
Rail Tightening torque, (min-max.)	1,2-1,5 Nm	1,2-1,5 Nm		1,5-2,0 Nm
Screwdriver	IKT 6 (1,2x6,5)	S 5 (DIN6911)		S 5 (DIN6911)
Technical Data				
Rated Impulse Voltage / Pollution severity	8/3	8/3		8/3
Insulation material group / Gauge pin code according to IEC 60947-1	1/B9	1/B9		1/B10
Protection class / Protection conductor type	IP 20 / PE	IP 20 / PE		IP 20 / PE
Marking Tags (Dekafix)				
See pages 326-333 for a list of Dekafix	D_NS 10x10, D_NS 14x10, DG 10/10	D_NS 10x10, D_NS 14x10, DG 10/10		KOIP SW, SLF-P1 W
Package Quantity				
	25 pcs.	25 pcs.		10 pcs.

AVK RD Series Terminals

AVK 2,5 RD

Width: 5 mm



AVK 4 RD

Width: 6 mm



AVK 2,5 R

Width: 5 mm



AVK 4 R

Width: 6 mm



	Cat No: 304 200RP / 304 209RP			Cat No: 304 210RP / 304 219RP			Cat No: 304 409 / 304 400			Cat No: 304 390 / 304 399		
Electrical Ratings	**Voltage, V ~**	**Current, A**	**Cross-Section**	**Voltage, V ~**	**Current, A**	**Cross-Section**	**Voltage, V ~**	**Current, A**	**Cross-Section**	**Voltage, V ~**	**Current, A**	**Cross-Section**
CE (EN 60947-7-1)	750	24	2,5 mm²	750	32	4 mm²	800	24	2,5 mm²	800	32	4 mm²
UL - CuLus	600	20	AWG 26-12	600	30	AWG 26-10						
VDE (IEC 60947-7-1)	750	24	2,5 mm²	750	32	4 mm²						
CSA												
ATEX	630	23		630	29							
Connection Data												
Conductor cross section solid (min-max.)	0,2-4 mm²			0,2-6 mm²			0,2-4 mm²			0,2-6 mm²		
Conductor cross section stranded (min-max.)	0,2-4 mm²			0,2-6 mm²			0,2-4 mm²			0,2-6 mm²		
2 conductors with same cross section, stranded, TWIN ferrules with plastic sleeve, (min-max.)	0,5-1,5 mm²			0,5-2,5 mm²			0,5-1,5 mm²			0,5-2,5 mm²		
AWG Conductor	AWG 24-12			AWG 24-10			AWG 24-12			AWG 24-10		
Insulation Stripping Length (min.-max.)	9-10 mm			9-10 mm			9-10 mm			9-10 mm		
Torque (min-max.)	0,4-0,6 Nm			0,5-0,8 Nm			0,4-0,6 Nm			0,5-0,8 Nm		
Screwdriver	IKT 3 (0,6x3,5)			IKT 3 (0,6x3,5)			IKT 3 (0,6x3,5)			IKT 3 (0,6x3,5)		
End Plate - Disconnect Plate	**Type**	**Cat.No.**	**Qty.**	**Type**	**Cat.No.**	**Qty.**	**Type**	**Cat.No.**	**Qty.**	**Type**	**Cat.No.**	**Qty.**
	NPP/AVK 2,5-10	444 120	100	NPP/AVK 2,5-10	444 120	100	NPP/AVK 2,5 R	450 330	25	NPP/AVK 4 R	450 330	25
	APP/AVK 2,5-10	462 120	25	APP/AVK 2,5-10	462 120	25						
Cross Connection	**Type**	**Cat.No.**	**Qty.**	**Type**	**Cat.No.**	**Qty.**	**Type**	**Cat.No.**	**Qty.**	**Type**	**Cat.No.**	**Qty.**
	UK 2,5/2	476 222	25	UK 4/2	476 232	25	UK 2,5/2	476 222	25	UK 4/2	476 232	25
	UK 2,5/3	476 223	20	UK 4/3	476 233	20	UK 2,5/3	476 223	20	UK 4/3	476 233	20
	UK 2,5/4	476 224	15	UK 4/4	476 234	15	UK 2,5/4	476 224	15	UK 4/4	476 234	15
	UK 2,5/10	476 229	5	UK 4/10	476 239	5	UK 2,5/10	476 229	5	UK 4/10	476 239	5
Comb Connector	**Type**	**Cat.No.**	**Qty.**	**Type**	**Cat.No.**	**Qty.**						
	TKO 2,5/2	476 262	25	TKO 4/2	476 272	25						
	TKO 2,5/3	476 263	20	TKO 4/3	476 273	20						
	TKO 2,5/4	476 264	15	TKO 4/4	476 274	15						
	TKO 2,5/10	476 269	5	TKO 4/10	476 279	5						
Technical Data												
Rated Impulse Voltage / Pollution severity	8/3			8/3			8/3			8/3		
Insulation material group / Gauge pin code according to IEC 60947-1	1/A3			1/A4			1/A3			1/A4		
Protection class / Protection conductor type	IP 20 / -			IP 20 / -			IP 20 / -			IP 20 / -		
Marking Tags (Dekafix)												
See pages 326-333 for a list of Dekafix	DB 10/5, DG 10/5, DG 10/5T			D_NS 6x10, DB 10/6, DG 10/6, DG 10/6T			D_NS 5x10, DB 10/5, DG 10/5, DG 10/5T			D_NS 6x10, DB 10/6, DG 10/6, DG 10/6T		
Package Quantity												
	100 pcs.			80 pcs.			50 pcs.			50 pcs.		

Color							
Color code is the last digit of the order number							
Blue	Green	Yellow	Red	Black	White	Orange	Brown
1	2	3	4	5	6	7	8

AVK RD Series
Earth Terminals

AVK 2,5 T RD

Width: 5,75 mm



Cat No:

334 170

AVK 4 T RD

Width: 6,2 mm



Cat No:

334 180

AVK 4 RT

Width: 6 mm



Cat No:

334 270

AVK 2,5 RT

Width: 5 mm



Cat No:

334 280

Electrical Ratings	Voltage, V ~	Current, A	Cross-Section	Voltage, V ~	Current, A	Cross-Section	Voltage, V ~	Current, A	Cross-Section	Voltage, V ~	Current, A	Cross-Section
CE (EN 60947-7-1 / EN 60947-7-2)			2,5 mm²			4 mm²			4 mm²			2,5 mm²
UL - CuLus			AWG 26-12			AWG 26-10						
VDE (IEC 60947-7-1 / EN 60947-7-2)												
CSA												
ATEX												
Connection Data												
Conductor cross section solid (min-max.)	0,2-4 mm²			0,2-6 mm²			0,2-6 mm²			0,2-4 mm²		
Conductor cross section stranded (min-max.)	0,2-4 mm²			0,2-6 mm²			0,2-6 mm²			0,2-4 mm²		
2 conductors with same cross section, stranded, TWIN ferrules with plastic sleeve, (min-max.)	0,5-1,5 mm²			0,5-2,5 mm²			0,5-2,5 mm²			0,5-1,5 mm²		
AWG Conductor	AWG 24-12			AWG 24-10			AWG 24-10			AWG 24-12		
Insulation Stripping Length (min.-max.)	9-10 mm			9-10 mm			9-10 mm			9-10 mm		
Torque (min-max.)	0,4-0,6 Nm			0,5-0,8 Nm			0,5-0,8 Nm			0,4-0,6 Nm		
Rail Tightening torque, (min-max.)												
Screwdriver	IKT 3 (0,6x3,5)			IKT 3 (0,6x3,5)			IKT 3 (0,6x3,5)			IKT 3 (0,6x3,5)		
End Plate - Disconnect Plate							Type	Cat.No.	Qty.	Type	Cat.No.	Qty.
							NPP /AVK 4 RT	450 332 T	25	NPP /AVK 2,5 RT	450 332 T	25
Technical Data												
Rated Impulse Voltage / Pollution severity	8			8			8			8		
Insulation material group / Gauge pin code according to IEC 60947-1	1/A3			1/A4			1/A4			1/A3		
Protection class / Protection conductor type	IP 20 / PE			IP 20 / PE			IP 20 / PE			IP 20 / PE		
Marking Tags (Dekafix)												
See pages 326-333 for a list of Dekafix	D_NS 5x10, DB 10/5, DG 10/5, DG 10/5T			D_NS 6x10, DB 10/6, DG 10/6, DG 10/6T			D_NS 6x10, DB 10/6, DG 10/6, DG 10/6T			D_NS 5x10, DB 10/5, DG 10/5, DG 10/5T, SLF-P1 W		
Package Quantity												
	50 pcs.			50 pcs.			50 pcs.			50 pcs.		

AVK RD Series
Earth Terminals

AVK 2,5 CCT

Width: 5 mm



AVK 4 CCT

Width: 6 mm



AVK 10 T RD 4

Width: 10 mm



	Cat No: 334 220			Cat No: 334 260				Cat No: 334 230		
Electrical Ratings	**Voltage, V ~**	**Current, A**	**Cross-Section**	**Voltage, V ~**	**Current, A**	**Cross-Section**		**Voltage, V ~**	**Current, A**	**Cross-Section**
CE (EN 60947-7-2)			2,5 mm²			4 mm²				10-4 mm²
UL - CuLus			AWG 26-12							
VDE (IEC 60947-7-2)										
CSA										
ATEX	630									
Connection Data										
Conductor cross section solid (min-max.)	0,2-4 mm²			0,2-6 mm²				0,5 mm² / 0,2 mm² - 16 mm² / 4 mm²		
Conductor cross section stranded (min-max.)	0,2-4 mm²			0,2-6 mm²				0,5 mm² / 0,2 mm² - 16 mm² / 4 mm²		
2 conductors with same cross section, stranded, TWIN ferrules with plastic sleeve, (min-max.)	0,5-1,5 mm²			0,5-2,5 mm²				0,5 / 0,5 mm² - 6 / 1,5 mm²		
AWG Conductor	AWG 24-12			AWG 24-10				AWG 20/24 - 6 /12		
Insulation Stripping Length (min.-max.)	9-10 mm			9-10 mm				10/7 - 12/8 mm		
Torque (min-max.)	0,4-0,6 Nm			0,5-0,8 Nm				1,2/0,5 - 1,8/0,8 Nm		
Rail Tightening torque, (min-max.)								0,8 -1,0 Nm		
Screwdriver	IKT 3 (0,6x3,5)			IKT 3 (0,6x3,5)				IKT 3 (0,6x3,5) / IKT 4 (0,8x4,0)		
End Plate - Disconnect Plate	**Type**	**Cat.No.**	**Qty.**	**Type**	**Cat.No.**	**Qty.**		**Type**	**Cat.No.**	**Qty.**
	NPP/AVK 2,5 CCT	444 132T	25	NPP/AVK 4 CCT	450 342T	25				
Technical Data										
Rated Impulse Voltage / Pollution severity	8/3			8/3				8/3		
Insulation material group / Gauge pin code according to IEC 60947-1	1/A3			1/A4				1/B6-A4		
Protection class / Protection conductor type	IP 20 / PE			IP 20 / PE				IP 20 / PE		
Marking Tags (Dekafix)										
See pages 326-333 for a list of Dekafix	D_NS 5x10, DB 10/5, DG 10/5, DG 10/5T			D-NS 6x10, DG 10/6, DG 10/6T, DB 10/6				D_NS 10x10, DG 10/10		
Package Quantity										
	25 pcs.			50 pcs.				60 pcs.		

AVK Series Terminals

AVK 10 RD 4

Width: 10 mm



AVK 4 CE

Width: 6 mm



AVK 4 CC

Width: 6 mm



AVK 2,5 CC

Width: 5 mm



AVK 4 GD

Width: 6 mm

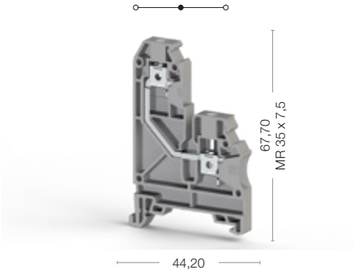

	AVK 10 RD 4			AVK 4 CE				AVK 4 CC			AVK 2,5 CC			AVK 4 GD		
Cat No:	304 289 304 280			325 229 325 220				325 209 325 200			324 909 304 900			304 270 304 279		
Electrical Ratings	**Voltage, V ~**	**Current, A**	**Cross-Section**	**Voltage, V ~**	**Current, A**	**Cross-Section**		**Voltage, V ~**	**Current, A**	**Cross-Section**	**Voltage, V ~**	**Current, A**	**Cross-Section**	**Voltage, V ~**	**Current, A**	**Cross-Section**
CE (EN 60947-7-1)	800	57	10 mm²	500	32	4 mm²		500	32	4 mm²	750	24	2,5 mm²	500	32	4 mm²
UL - CuLus											600	20	AWG 26-12			
VDE (IEC 60947-7-1)																
CSA																
ATEX											630	24		500	26	
Connection Data																
Conductor cross section solid (min-max.)	0,5/0,2 mm² - 16/4 mm²			0,2-6 mm²				0,2-6 mm²			0,2-4 mm²			0,2-6 mm²		
Conductor cross section stranded (min.-max.)	0,5/0,2 mm² - 16/4 mm²			0,2-6 mm²				0,2-6 mm²			0,2-4 mm²			0,2-6 mm²		
2 conductors with same cross section, stranded, TWIN ferrules with plastic sleeve, (min-max.)	0,5/0,5 - 6/1,5 mm²			0,5-2,5 mm²				0,5-2,5 mm²			0,5-1,5 mm²			0,5-2,5 mm²		
AWG Conductor	AWG 20/24 - 6/12			AWG 24-10				AWG 24-10			AWG 24-12			AWG 24-10		
Insulation Stripping Length (min.-max.)	10/7 - 12/8 mm			9-10 mm				9-10 mm			9-10 mm			9-10 mm		
Torque (min-max.)	1,2-0,5 / 1,8-0,8 Nm			0,5-0,8 Nm				0,5-0,8 Nm			0,4-0,6 Nm			0,5-0,8 Nm		
Screwdriver	IKT 3 (0,6x3,5) / IKT 4 (0,8x4)			IKT 3 (0,6x3,5)				IKT 3 (0,6x3,5)			IKT 3 (0,6x3,5)			IKT 3 (0,6x3,5)		
End Plate - Disconnect Plate				**Type**	**Cat.No.**	**Qty.**		**Type**	**Cat.No.**	**Qty.**	**Type**	**Cat.No.**	**Qty.**	**Type**	**Cat.No.**	**Qty.**
				NPP/AVK 4 CE	450 349	25		NPP/AVK 4 CC	450 349	25	NPP/AVK 2,5 CC	444 139	25	NPP/AVK 4GD	444 140	25
Cross Connection	**Type**	**Cat.No.**	**Qty.**	**Type**	**Cat.No.**	**Qty.**		**Type**	**Cat.No.**	**Qty.**	**Type**	**Cat.No.**	**Qty.**	**Type**	**Cat.No.**	**Qty.**
	UK 10/2	474 152	25	UK 4/2	476 232	25		UK 4/2	476 232	25	UK 2,5/2	476 222	25	UK 4/2	476 232	25
	UK 10/3	474 153	20	UK 4/3	476 233	20		UK 4/3	476 233	20	UK 2,5/3	476 223	20	UK 4/3	476 233	20
	UK 10/4	474 154	15	UK 4/4	476 234	15		UK 4/4	476 234	15	UK 2,5/4	476 224	15	UK 4/4	476 234	15
	UK 10/10	474 159	5	UK 4/10	476 239	5		UK 4/10	476 239	5	UK 2,5/10	476 229	5	UK 4/10	476 239	5
Comb Connector														**Type**	**Cat.No.**	**Qty.**
	TKO 10/2	476 292	25											TKO 4/2	476 272	25
	TKO 10/3	476 293	20											TKO 4/3	476 273	20
	TKO 10/4	476 294	15											TKO 4/4	476 274	15
	TKO 10/10	476 299	5											TKO 4/10	476 279	5
Technical Data																
Rated Impulse Voltage / Pollution severity	6/3			6/3				6/3			8/3			8/3		
Insulation material group / Gauge pin code according to IEC 60947-1	1/B6-A4			1/A4				1/A4			1/A3			1/A4		
Protection class / Protection conductor type	IP 20 / -			IP 20 / -				IP 20 / -			IP 20 / -			IP 20 / -		
Marking Tags (Dekafix)																
See pages 326-333 for a list of Dekafix	D_NS 10x10, DG 10/10			D_NS 6x10, DB 10/6, DG 10/6, DG 10/6T				D_NS 6x10, DB 10/6, DG 10/6, DG 10/6T			D_NS 5x10, DB 10/5, Dg 10/5, DG 10/5T			D_NS 5x6, D_NS 6x10, DB 5, DB 10/6, DG 6/5, DG 10/6, DG 10/6T		
Package Quantity																
	60 pcs.			50 pcs.				50 pcs.			100 pcs.			100 pcs.		

AVK Y Series Terminals

AVK Y 4

Width: 6 mm



Cat No:

304 500
304 509

AVK Y 4 A

Width: 6 mm

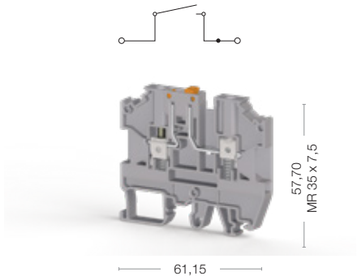

Cat No:

304 600
304 609

AVK Y 6

Width:8 mm



Cat No:

304 510
304 519

AVK Y 10

Width:10 mm



Cat No:

304 520
304 529

Electrical Ratings	Voltage, V ~	Current, A	Cross-Section	Voltage, V ~	Current, A	Cross-Section	Voltage, V ~	Current, A	Cross-Section	Voltage, V ~	Current, A	Cross-Section
CE (EN 60947-7-1)	800	32	4 mm²	500	32	4 mm²	800	41	6 mm²	800	57	10 mm²
UL - CuLus												
VDE (IEC 60947-7-1)												
CSA												
ATEX												

Connection Data												
Conductor cross section solid (min-max.)	0,2-6 mm²			0,2-6 mm²			0,2-10 mm²			0,5-16 mm²		
Conductor cross section stranded (min.-max.)	0,2-6 mm²			0,2-6 mm²			0,2-10 mm²			0,5-16 mm²		
2 conductors with same cross section, stranded, TWIN ferrules with plastic sleeve, (min-max.)	0,5-2,5 mm²			0,5-2,5 mm²			0,5-4 mm²			0,5-6 mm²		
AWG Conductor	AWG 24-10			AWG 24-10			AWG 24-8			AWG 20-16		
Insulation Stripping Length (min.-max.)	10-12 mm			10-12 mm			10-12 mm			10-12 mm		
Torque (min-max.)	0,5-0,8 Nm			0,5-0,8 Nm			0,8-1,2 Nm			1,2-1,8 Nm		
Screwdriver	IKT 3 (0,6x3,5)			IKT 3 (0,6x3,5)			IKT 4 (0,8x0,4)			IKT 4 (0,8x0,4)		
End Plate - Disconnect Plate	Type	Cat.No.	Qty.	Type	Cat.No.	Qty.	Type	Cat.No.	Qty.	Type	Cat.No.	Qty.
	NPP AVK Y 4/6	450 300	50	NPP AVK Y 4A	450 390	20	NPP AVK Y 4/6	450 300	50	NPP/AVK Y 10	450 260	50
Cross Connection	Type	Cat.No.	Qty.	Type	Cat.No.	Qty.	Type	Cat.No.	Qty.	Type	Cat.No.	Qty.
	UK 4/2	474 132	25	UK 4/2	474 132	25	UK 6/2	474 142	25	UK 10/2	474 152	25
	UK 4/3	474 133	20	UK 4/3	474 133	20	UK 6/3	474 143	20	UK 10/3	474 153	20
	UK 4/4	474 134	15	UK 4/4	474 134	15	UK 6/4	474 144	15	UK 10/4	474 154	15
	UK 4/10	474 139	5	UK 4/10	474 139	5	UK 6/10	474 149	5	UK 10/10	474 159	5
	Uk 4/20	474 180	5	Uk 4/20	474 180	5						
	UK 4/50	474 190	5	UK 4/50	474 190	5						
Technical Data												
Rated Impulse Voltage / Pollution severity	8/3			8/3			8/3			8/3		
Insulation material group / Gauge pin code according to IEC 60947-1	1/B4			1/B4			1/B5			1/B6		
Protection class / Protection conductor type	IP 20 / -			IP 20 / -			IP 20 / -			IP 20 / -		
Marking Tags (Dekafix)												
See pages 326-333 for a list of Dekafix	DB 10/6, DG 10/6T, SLF-P1 W			D-NS 6x10, DG 10/6, DG 10/6T, DB 10/6, SLF-P1 W			D_NS 8x10, DG 10/8, SLF-P1 W			D_NS 10x10, DG 10/10, SLF-P1 W		
Package Quantity												
	120 pcs.			30 pcs.			90 pcs.			70 pcs.		

MVK Type
Mini Terminals
for MR 15 Rails

MVK 2,5

Width: 5 mm



MVK 4

Width: 6 mm



MVK 2,5 T

Width: 5 mm

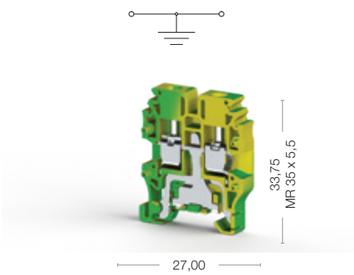

MVK 4 T

Width: 6 mm

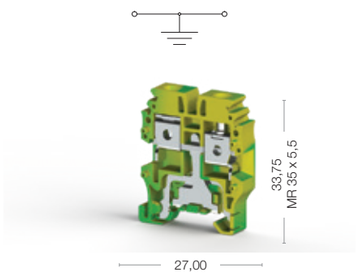

	Cat No:			Cat No:				Cat No:			Cat No:		
	304 429 304 420			304 439 304 430				334 420			334 430		
Electrical Ratings	**Voltage, V ~**	**Current, A**	**Cross-Section**	**Voltage, V ~**	**Current, A**	**Cross-Section**		**Voltage, V ~**	**Current, A**	**Cross-Section**	**Voltage, V ~**	**Current, A**	**Cross-Section**
CE (EN 60947-7-1 / EN 60947-7-2)	400	24	2,5 mm²	400	32	4 mm²				2,5 mm²			4 mm²
UL - CuLus	300	20	AWG 26-12	300	30	AWG 24-10				AWG 26-12			AWG 24-10
VDE (IEC 60947-7-1)													
CSA													
ATEX	400	23		400	31,5			400			400		
Connection Data													
Conductor cross section solid (min-max.)	0,2-4 mm²			0,2-6 mm²				0,2-4 mm²			0,2-6 mm²		
Conductor cross section stranded (min.-max.)	0,2-4 mm²			0,2-6 mm²				0,2-4 mm²			0,2-6 mm²		
2 conductors with same cross section, stranded, TWIN ferrules with plastic sleeve, (min-max.)	0,5-1,5 mm²			0,5-2,5 mm²				0,5-1,5 mm²			0,5-2,5 mm²		
AWG Conductor	AWG 24-12			AWG 24-10				AWG 24-12			AWG 24-10		
Insulation Stripping Length (min.-max.)	9-10 mm			9-10 mm				9-10 mm			9-10 mm		
Torque (min-max.)	0,4-0,6 Nm			0,5-0,8 Nm				0,4-0,6 Nm			0,5-0,8 Nm		
Screwdriver	IKT 3 (0,6x3,5)			IKT 3 (0,6x3,5)				IKT 3 (0,6x3,5)			IKT 3 (0,6x3,5)		
End Plate - Disconnect Plate	**Type**	**Cat.No.**	**Qty.**	**Type**	**Cat.No.**	**Qty.**		**Type**	**Cat.No.**	**Qty.**			
	NPP/MVK 2,5-4	444 429	100	NPP/MVK 2,5-4	444 429	100		NPP/MVK 2,5T	444 422T	100	NPP/MVK 4T	444 422T	100
Cross Connection	**Type**	**Cat.No.**	**Qty.**	**Type**	**Cat.No.**	**Qty.**							
	UK 2,5/2	476 222	25	UK 4/2	476 232	25							
	UK 2,5/3	476 223	20	UK 4/3	476 233	20							
	UK 2,5/4	476 224	15	UK 4/4	476 234	15							
	UK 2,5/10	476 229	5	UK 4/10	476 239	5							
Technical Data													
Rated Impulse Voltage / Pollution severity	6/3			6/3				6/3			6/3		
Insulation material group / Gauge pin code according to IEC 60947-1	1/B3			1/B4				1/B3			1/B4		
Protection class / Protection conductor type	IP 20 / -			IP 20 / -				IP 20 / PE			IP 20 / PE		
Marking Tags (Dekafix)													
See pages 326-333 for a list of Dekafix	DB 5			DB 5				DB 5			DB 5		
Package Quantity													
	100 pcs.			100 pcs.				50 pcs.			50 pcs.		

Functional Terminals and Sockets

AVK 2,5 F

Width: 6 mm



Cat No:

324 929
324 920

AVK 2,5 CF

Width: 6 mm



Cat No:

324 919
324 910

AVK SKT

Width: 5,80 mm



Cat No:

498 759
498 750

AVK SKTD

Width: 5,80 mm



Cat No:

498 859
498 850

Electrical Ratings	Voltage, V ~	Current, A	Cross-Section	Voltage, V ~	Current, A	Cross-Section		Voltage, V ~	Current, A	Cross-Section	Voltage, V ~	Current, A	Cross-Section
CE (EN 60947-7-1)	400	16	2,5 mm²	400	16	4 mm²		400	16	2,5 mm²	400	0,5	2,5 mm²
UL - CuLus													
VDE (IEC 60947-7-1)													
CSA													
ATEX													
Connection Data													
Conductor cross section solid (min-max.)	0,2-4 mm²			0,2-4 mm²				0,2-0,4 mm²			0,2-0,4 mm²		
Conductor cross section stranded (min.-max.)	0,2-4 mm²			0,2-4 mm²				0,2-0,4 mm²			0,2-0,4 mm²		
2 conductors with same cross section, stranded, TWIN ferrules with plastic sleeve, (min-max.)	0,5-1,5 mm²			0,5-1,5 mm²				0,5-1,5 mm²			0,5-1,5 mm²		
AWG Conductor	AWG 24-12			AWG 24-12				AWG 24-12			AWG 24-12		
Insulation Stripping Length (min.-max.)	9-10 mm			9-10 mm				6-7 mm			6-7 mm		
Torque (min-max.)	0,4-0,6 Nm			0,4-0,6 Nm				0,4-0,6 Nm			0,4-0,6 Nm		
Screwdriver	IKT 3 (0,6x3,5)			IKT 3 (0,6x3,5)				IKT 3 (0,6x3,5)			IKT 3 (0,6x3,5)		
End Plate - Disconnect Plate	Type	Cat.No.	Qty.	Type	Cat.No.	Qty.		Type	Cat.No.	Qty.	Type	Cat.No.	Qty.
	NPP AVK 2,5 F	444 139	25	NPP AVK 2,5 CF	444 139	25							
Technical Data For Diode													
Diode Voltage											1000V		
Diode Current											1A		
Diod											1 N 4007		
Technical Data													
Rated Impulse Voltage / Pollution severity	6/3			6/3				6/3			6/3		
Insulation material group / Gauge pin code according to IEC 60947-1	1/A3			1/A3				1/A3			1/A3		
Protection class / Protection conductor type	IP 20 / -			IP 20 / -				IP 20 / PE			IP 20 / PE		
Marking Tags (Dekafix)													
See pages 326-333 for a list of Dekafix	D_NS 5x10, DB 10/5, DG 10/5, DG 10/5T			D_NS 5x10, DB 10/5, DG 10/5, DG 10/5T				D_NS 5x6, DB 5, DG 6/5			D_NS 5x6, DB 5, DG 6/5		
Package Quantity													
	80 pcs.			80 pcs.				50 pcs.			50 pcs.		

NOTE: AVK SKTD product is just used with AVK 2,5 F and AVK 2,5 CF terminals.

NOTE: AVK SKTD product is just used with AVK 2,5 F and AVK 2,5 CF terminals.

AVK PV Series Terminals

V0 material

AVK 16 PV

Width: 12 mm



Cat No:

- 304 160 P
- 304 169 P
- 304 161 P

AVK 35 RD PV

Width: 16 mm

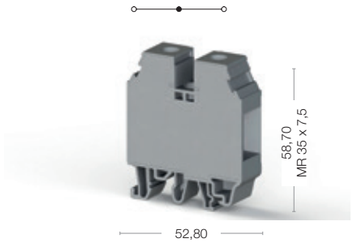

Cat No:

- 304 250 P
- 304 259 P
- 304 251 P

AVK 50 PV

Width: 20 mm



Cat No:

- 304 330 P
- 304 339 P
- 304 331 P

AVK 70 PV

Width: 22 mm



Cat No:

- 304 190 P
- 304 199 P
- 304 191 P

AVK 70 RD PV

Width: 22 mm

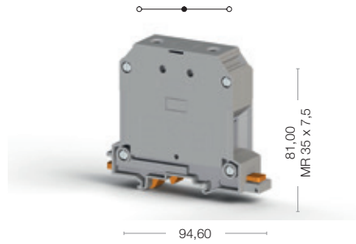

Cat No:

- 304 490 P
- 304 499 P
- 304 491 P

Electrical Ratings	Voltage, V ~	Current, A	Cross-Section	Voltage, V ~	Current, A	Cross-Section	Voltage, V ~	Current, A	Cross-Section	Voltage, V ~	Current, A	Cross-Section	Voltage, V ~	Current, A	Cross-Section
CE (EN 60947-7-1)	750	76	16 mm²	750	125	35 mm²	1000	150	50 mm²	750	192	70 mm²	1000	192	70 mm²
UL - CuLus	1000	85	AWG 12-4	1000	115	AWG 12-2	1000	150	AWG 6-1/0	1000	175	AWG 6-2/0	1000	175	AWG 6-2/0
VDE (IEC 60947-7-1)															
CSA															
ATEX															

Connection Data															
Conductor cross section solid (min-max.)	2,5-25 mm²			1,5-50 mm²			16-70 mm²			16-70 mm²			16-70 mm²		
Conductor cross section stranded (min.-max.)	4-25 mm²			1,5-50 mm²			25-50 mm²			16-70 mm²			16-70 mm²		
2 conductors with same cross section, stranded, TWIN ferrules with plastic sleeve, (min-max.)	1,5-10 mm²			1,5-16 mm²			10-16 mm²			16-25 mm²			16-25 mm²		
AWG Conductor	AWG 14-4			AWG 16-2			AWG 10-1/0			AWG 6-2/0			AWG 6-2/0		
Insulation Stripping Length (min.-max.)	12-14 mm			16-18 mm			22-24 mm			22-24 mm			22-24 mm		
Torque (min-max.)	1,2-2,0 Nm			2,5-3,5 Nm			6-10 Nm			6-12 Nm			6-12 Nm		
Screwdriver	IKT 5 (1,0x5,5)			IKT 6 (1,2x6,5)			S 5 (DIN 6911)			S 6 (DIN 6911)			S 6 (DIN 6911)		

End Plate - Disconnect Plate	Type	Cat.No.	Qty.	Type	Cat.No.	Qty.
	NPP / AVK 16	444 160	100	APP / AVK 35 RD	462 180	10
	APP / AVK 16	462 160	25			

Cross Connection	Type	Cat.No.	Qty.	Type	Cat.No.	Qty.	Type	Cat.No.	Qty.	Type	Cat.No.	Qty.
	UK 16/2	474 162	25	UK 35/2	474 172	25	UK 50/2	478 332	5	UK 70/2	478 372	5
	UK 16/3	474 163	22	UK 35/3	474 173	22	UK 50/3	478 333	5	UK 70/3	478 373	5
	UK 16/4	474 164	15	UK 35/4	474 174	15	UK 50/4	478 334	5	UK 70/4	478 374	5
	UK 16/10	474 169	5	UK 35/10	474 179	5						

Technical Data					
Rated Impulse Voltage / Pollution severity	8/3	8/3	8/3	8/3	8/3
Insulation material group / Gauge pin code according to IEC 60947-1	1/B7	1/B9	1/B10	1/A11	1/A11
Protection class / Protection conductor type	IP 20 / -	IP 20 / -	IP 20 / -	IP 20 / -	IP 20 / -
Marking Tags (Dekafix)					
See pages 326-333 for a list of Dekafix	D-NS 12x10, DG 10/10	D-NS 12x10, DG 10/10	KOIP SM W	D-NS 12x10, DG 10/10	D-NS 12x10, DG 10/10

Package Quantity					
	50 pcs.	40 pcs.	25 pcs.	25 pcs.	10 pcs.

PB, CPB Series Terminals

V0 material

PB & CPB Series Ring and Fork Type Plug inTerminals are suitable for heavy industries and provide practical safe connection. For PB series, cable assembly is done with insulated ring type terminals. With this feature, they are preferred in iron and steel plants, mining industry and medium voltage modular units. PB & CPB Series provide cross section for 6 mm². Comb connector and End plate are available. Special Marking solutions can be provided by Plotter labeling.

Cable assembly for CPB Series is done with insulated fork type terminals.
CPB Series provide cross section for 6 mm².
Special Marking solutions can be provided by Plotter labeling.











PB - CPB Series Feed Through and Earth Terminals

V0 material

PB 2,5/NM

Width: 9 mm



Cat No:

308 029

PB 2,5K/NM

Width: 9 mm



Cat No:

308 039

PB 2,5T/NM

Width: 10 mm



Cat No:

337 010

PB 6/NM

Width: 11 mm



Cat No:

308 009

PB 6K/NM

Width: 11 mm



Cat No:

308 019

Electrical Ratings	Voltage, V ~	Current, A	Cross-Section	Voltage, V ~	Current, A	Cross-Section	Voltage, V ~	Current, A	Cross-Section	Voltage, V ~	Current, A	Cross-Section	Voltage, V ~	Current, A	Cross-Section
CE (EN 60947-7-1 / EN 60947-7-2)	800	24	2,5 mm²	800	24	2,5 mm²				800	41	6 mm²	800	41	6 mm²
UL	600	20/15	AWG 26-14	600	20/15	AWG 26-14			AWG 26-14	600	45	AWG 22-8	600	45	AWG 22-8
VDE (IEC 60947-7-1)															
CSA	600	20/15	AWG 26-14	600	20/15	AWG 26-14			AWG 26-14	600	45	AWG 22-8	600	45	AWG 22-8
ATEX															

Connection Data															
Conductor cross section solid (min-max.)	0,1-2,5 mm²			0,1-2,5 mm²				0,1-2,5 mm²			0,5-6mm²			0,5-6mm²	
Conductor cross section stranded (min.-max.)	0,1-2,5 mm²			0,1-2,5 mm²				0,1-2,5 mm²			0,5-6 mm²			0,5-6 mm²	
AWG Conductor	AWG 26-14			AWG 26-14				AWG 26-14			AWG 22-8			AWG 22-8	
Torque (min-max.)	0,6-0,8 Nm			0,6-0,8 Nm				0,6-0,8 Nm			0,8-1,2 Nm			0,8-1,2 Nm	
Hole Diameter	3,2 mm			3,2 mm				3,2 mm			4,2 mm			4,2 mm	
Bolt Diameter	3,0 mm			3,0 mm				3,0 mm			4,0 mm			4,0 mm	
Screwdriver	IKT 4 (0,8x4,0)			IKT 4 (0,8x4,0)				IKT 5 (1,0x5,5)			IKT 5 (1,0x5,5)			IKT 5 (1,0x5,5)	
Rail Tightening torque, min-max.								0,4-0,6 Nm							

End Plate - Disconnect Plate	Type	Cat.No.	Qty.	Type	Cat.No.	Qty.					Type	Cat.No.	Qty.	Type	Cat.No.	Qty.
	NPP/PB 2,5/NM	451 029	25	NPP/PB 2,5/NM	451 029	25					NPP / PB 6/NM	451 019	25	NPP / PB 6/NM	451 019	25
	APP/PB 2,5-6/NM	464 009	25	APP/PB 2,5-6/NM	464 009	25					APP / PB 2,5-6/NM	464 009	25	APP / PB 2,5-6/NM	464 009	25

Cross Connection	Type	Cat.No.	Qty.	Type	Cat.No.	Qty.					Type	Cat.No.	Qty.	Type	Cat.No.	Qty.
	TKO PB 2,5/2	479 012	25	TKO PB 2,5/2	479 012	25					TKO- PB 6/2	479 002	25	TKO- PB 6/2	479 002	25
	TKO PB 2,5/3	479 013	20	TKO PB 2,5/3	479 013	20					TKO- PB 6/3	479 003	20	TKO- PB 6/3	479 003	20
	TKO PB 2,5/4	479 014	15	TKO PB 2,5/4	479 014	15					TKO- PB 6/4	479 004	15	TKO- PB 6/4	479 004	15
	TKO PB 2,5/7	479 017	5	TKO PB 2,5/7	479 017	5					TKO- PB 6/7	479 007	5	TKO- PB 6/7	479 007	5
	TKO PB 2,5/10	479 019	5	TKO PB 2,5/10	479 019	5					TKO- PB 6/10	479 009	5	TKO- PB 6/10	479 009	5

Test Plug	Type	Cat.No.	Qty.	Type	Cat.No.	Qty.		Type	Cat.No.	Qty.	Type	Cat.No.	Qty.	Type	Cat.No.	Qty.
				TF (Ø2,3)	493 023	5										
														TF (Ø4)	493 050	10

Technical Data						
Rated Impulse Voltage / Pollution severity	8/3	8/3		8/3	8/3	8/3
Insulation material group / Gauge pin code according to IEC 60947-1	1/NA	1/NA		1/NA	1/NA	1/NA
Protection class / Protection conductor type	IP 20 / -	IP 20 / -		IP 20 / PE	IP 20 / -	IP 20 / -
Marking Tags (Dekafix)						
See pages 326-333 for a list of Dekafix	D_NS 6x10, DB 10/6, DG 10/6, DG 10/6T	D_NS 6x10, DB 10/6, DG 10/6, DG 10/6T		D_NS 6x10, DB 10/6, DG 10/6, DG 10/6T	DN_S 8x10, DG 10/8	DN_S 8x10, DG 10/8

Package Quantity						
	45 pcs.	45 pcs.		45 pcs.	40 pcs.	40 pcs.

PB - CPB Series Feed Through and Earth Terminals

V0 material

PB 6 T/NM

Width: 12 mm



Cat No:

337 000

PB 25/NM (M5)

Width: 18 mm



Cat No:

308 049

PB 25/NM (M6)

Width: 18 mm



Cat No:

308 059

CPB 6

Width: 9,50 mm



Cat No:

326 809
326 800

CPB 6 B

Width: 13 mm



Cat No:

326 819
326 810

Electrical Ratings	PB 6 T/NM Voltage, V ~	PB 6 T/NM Current, A	PB 6 T/NM Cross-Section	PB 25/NM (M5) Voltage, V ~	PB 25/NM (M5) Current, A	PB 25/NM (M5) Cross-Section	PB 25/NM (M6) Voltage, V ~	PB 25/NM (M6) Current, A	PB 25/NM (M6) Cross-Section	CPB 6 Voltage, V ~	CPB 6 Current, A	CPB 6 Cross-Section	CPB 6 B Voltage, V ~	CPB 6 B Current, A	CPB 6 B Cross-Section
CE (EN 60947-7-1 / EN 60947-7-2)			6 mm²	800	101	25 mm²	800	101	25 mm²	800	41	6 mm²	800	57	10 mm²
UL			AWG 22-8	600	115/85	AWG 26-4	600	115/85	AWG 26-4						
VDE (IEC 60947-7-1)															
CSA			AWG 22-8	600	115/85	AWG 26-4	600	115/85	AWG 26-4						
ATEX															
Connection Data															
Conductor cross section solid (min-max.)	0,5-6 mm²			1,5-25 mm²			1,5-25 mm²			0,5-6 mm²			0,5-10 mm²		
Conductor cross section stranded (min.-max.)	0,5-6 mm²			1,5-25 mm²			1,5-25 mm²			0,5-6 mm²			0,5-10 mm²		
AWG Conductor	AWG 22-8			AWG 26-4			AWG 16-4			AWG 20-10			AWG 20-8		
Torque (min-max.)	0,8-1,2 Nm			3-3,5 Nm			3,2-3,7 Nm			0,8-1,2 Nm			1,2-1,8 Nm		
Hole Diameter	4 mm			5,2 mm			6,2 mm								
Bolt Diameter	4,0 mm			5,0 mm			6,0 mm			3,5 mm			4 mm		
Screwdriver	IKT 5 (1,0x5,5)			IKT 5 (1,0x5,5)			IKT 5 (1,0x5,5)			IKT 4 (0,8x4,0)			IKT 4 (0,8x4,0)		
Rail Tightening torque, min-max.	0,6-08 Nm														
End Plate - Disconnect Plate				Type	Cat.No.	Qty.	Type	Cat.No.	Qty.	Type	Cat.No.	Qty.	Type	Cat.No.	Qty.
				NPP PB 25/NM	451 039	25	NPP PB 25/NM	451 039	25	NPP CPB 6	450 289	50	NPP/CPB 6	450 299	50
				APP PB 25/NM	464 019	25	APP PB 25/NM	464 019	25						
Comb Connection										Type	Cat.No.	Qty.	Type	Cat.No.	Qty.
										UK 9,5/2	480 192	25	UK 13/2	480 202	25
										UK 9,5/3	480 193	20	UK 13/3	480 203	20
										UK 9,5/4	480 194	15	UK 13/4	480 204	15
										UK 9,5/7	480 197	10	UK 13/7	480 207	10
										UK 9,5/10	480 199	5	UK 13/10	480 209	5
Cross Connector				Type	Cat.No.	Qty.	Type	Cat.No.	Qty.	Type	Cat.No.	Qty.	Type	Cat.No.	Qty.
				TKO PB 25/2	479 022	25	TKO PB 25/2	479 022	25						
Technical Data															
Rated Impulse Voltage / Pollution severity	8/3			8/3			8/3			8/3			8/3		
Insulation material group / Gauge pin code according to IEC 60947-1	1/NA			1/NA			1/NA			1/NA			1/NA		
Protection class / Protection conductor type	IP 20 / PE			IP 20 / PE			IP 20 / PE			IP 20			IP 20		
Marking Tags (Dekafix)															
See pages 326-333 for a list of Dekafix	D_NS 8x10, DG 10/8			D_NS 10x10, DG 10/10			D_NS 10x10, DG 10/10			D_NS 5x6, DB 5, DG 6/5			D_NS 5x6, DB 5, DG 6/5		
Package Quantity															
	40 pcs.			10 pcs.			10 pcs.			50 pcs.			25 pcs.		

High Current / PB Series / Bolt Connection Terminals

AVK Series Screw Connection High Current Terminals provide 50 ….. 240 mm² cross-section range. Cross Connection can be used for terminals with all cross-sections. These terminal blocks are fixed to each other via pins on sides, providing a rigid performance on DIN Rail and easy montage advantages in constricted environments where connection with Insulated Terminals are difficult. EK-6 terminals are used for taking additional cable (for signals etc.) from high current (big cross sectioned) terminal blocks. Marking solutions can be provided by Plotter Labeling.



For the panels where connection on din rails are not possible, AVK PB Series Screw Connection High Current Terminal is a good alternative where it can be mounted directly into the base of the cabinet with screws. These terminals have all the same features as High Current Terminals mounted on DIN-Rail. Special Marking solutions for each cross section can be provided by Plotter Labeling.







AVK Busbar Type High Current Terminals provides 95 ….. 240 mm² cross-section range, when cable connection is done by insulated terminals connected to the Types of the conductor. Isolation cover is designed for insulated terminals having different dimensions. Cross Connection can be used for terminals with all cross-sections. A fixing screw is available in order to maintain a more secure mounting on the DIN rail. Marking solutions can be provided by Plotter Labeling.

High Current Terminals

AVK 50

Width: 20 mm



Cat No:

304 330
304 339

Hexagon Socket Screw

AVK 70 RD

Width: 22 mm



Cat No:

304 490
304 499

Hexagon Socket Screw

AVK 95

Width: 25 mm



Cat No:

304 340
304 349

Hexagon Socket Screw

AVK 150

Width: 31 mm



Cat No:

304 350
304 359

Hexagon Socket Screw

AVK 240

Width: 36 mm



Cat No:

304 360
304 369

Hexagon Socket Screw

Electrical Ratings	Voltage, V ~	Current, A	Cross-Section	Voltage, V ~	Current, A	Cross-Section	Voltage, V ~	Current, A	Cross-Section	Voltage, V ~	Current, A	Cross-Section	Voltage, V ~	Current, A	Cross-Section
CE (EN 60947-7-1)	1000	150	50 mm²	1000	192	70 mm²	1000	232	95 mm²	1000	309	150 mm²	1000	415	240 mm²
UL	600	150	AWG 6-1/0	600	175	AWG 6-2/0	600	230	AWG 2-4/0	600	270	2-300 kcmil	600	370	2/0-500 kcmil
VDE (IEC 60947-7-1)															
CSA															
ATEX	800	150					1000	217		1000	281		1000	380	

Connection Data															
Conductor cross section solid (min-max.)	16-70 mm²			16-70 mm²			25-95 mm²			35-150 mm²			50-240 mm²		
Conductor cross section stranded (min.-max.)	25-50 mm²			16-70 mm²			35-95 mm²			50-150 mm²			70-240 mm²		
2 conductors with same cross section, stranded, TWIN ferrules with plastic sleeve, (min-max.)	10-16 mm²			16-25 mm²			16-35 mm²			25-50 mm²			35-50 mm²		
AWG Conductor	AWG 10-1/0			AWG 6-2/0			AWG 4-3/0			AWG 2-300 kcmil			AWG 2/0-500 kcmil		
Insulation Stripping Length (min.-max.)	22-24 mm			22-24 mm			26-28 mm			29-31 mm			33-35 mm		
Torque (min-max.)	6-10 Nm			6-12 Nm			10-15 Nm			10-18 Nm			10-20 Nm		
Screwdriver	S5 (DIN 6911)			S6 (DIN 6911)			S6 (DIN 6911)			S8 (DIN 6911)			S8 (DIN 6911)		
Cross Connection	Type	Cat.No.	Qty.	Type	Cat.No.	Qty.	Type	Cat.No.	Qty.	Type	Cat.No.	Qty.	Type	Cat.No.	Qty.
	UK 50/2	478 332	5	UK 70/2	478 372	5	UK 95/2	478 342	5	UK 150/2	478 352	5	UK 240/2	478 362	5
	UK 50/3	478 333	5	UK 70/3	478 373	5	UK 95/3	478 343	5	UK 150/3	478 353	5	UK 240/3	478 363	5
	UK 50/4	478 334	5	UK 70/4	478 374	5	UK 95/4	478 344	5	UK 150/4	478 354	5	UK 240/4	478 364	5
AVK / EK6							Type	Cat.No.	Qty.	Type	Cat.No.	Qty.	Type	Cat.No.	Qty.
							AVK / EK6	304 370	20	AVK / EK6	304 370	20	AVK / EK6	304 370	20
Technical Data															
Rated Impulse Voltage / Pollution severity	8/3			8/3			8/3			8/3			8/3		
Insulation material group / Gauge pin code according to IEC 60947-1	1/B10			1/A11			1/B12			1/B14			1/A16		
Protection class / Protection conductor type	IP 10 / -			IP 10 / -			IP 10 / -			IP 10 / -			IP 10 / -		
Marking Tags (Dekafix)															
See pages 326-333 for a list of Dekafix	KOIP SW, SLF-P1 W			KOIP SW, SLF-P1 W			KOIP SW, SLF-P1 W			KOIP SW, SLF-P1 W			KOIP SW, SLF-P1 W		
Package Quantity															
	25 pcs.			10 pcs.			6 pcs.			4 pcs.			4 pcs.		

PB Series Terminals Panel Mount Terminals

AVK PB 50

Width: 20 mm



Cat No:

304 440
304 449

Hexagon Socket Screw

AVK PB 70 RD

Width: 22 mm



Cat No:

304 450
304 459

Hexagon Socket Screw

AVK PB 95

Width: 25 mm



Cat No:

304 460
304 469

Hexagon Socket Screw

AVK PB 150

Width: 31 mm



Cat No:

304 470
304 479

Hexagon Socket Screw

AVK PB 240

Width: 36 mm



Cat No:

304 480
304 489

Hexagon Socket Screw

Electrical Ratings	Voltage, V ~	Current, A	Cross-Section	Voltage, V ~	Current, A	Cross-Section	Voltage, V ~	Current, A	Cross-Section	Voltage, V ~	Current, A	Cross-Section	Voltage, V ~	Current, A	Cross-Section
CE (EN 60947-7-1)	1000	150	50 mm²	1000	192	70 mm²	1000	232	95 mm²	1000	309	150 mm²	1000	415	240 mm²
UL															
VDE (IEC 60947-7-1)															
CSA															
ATEX															
Connection Data															
Conductor cross section solid (min-max.)	16-70 mm²			16-70 mm²			25-95 mm²			35-150 mm²			50-240 mm²		
Conductor cross section stranded (min.-max.)	25-50 mm²			16-70 mm²			35-95 mm²			50-150 mm²			70-240 mm²		
2 conductors with same cross section, stranded, TWIN ferrules with plastic sleeve, (min-max.)	10-16 mm²			16-25 mm²			16-35 mm²			25-50 mm²			35-50 mm²		
AWG Conductor	AWG 10-1/0			AWG 6-2/0			AWG 4-3/0			AWG 2/300 kcmil			AWG 2/0 500 kcmil		
Insulation Stripping Length (min.-max.)	22-24 mm			22-24 mm			26-28 mm			29-31 mm			33-35 mm		
Torque (min-max.)	6-10 Nm			6-12 Nm			10-15 Nm			10-18 Nm			10-20 Nm		
Screwdriver	S5 (DIN 6911)			S6 (DIN 6911)			S6 (DIN 6911)			S8 (DIN 6911)			S8 (DIN 6911)		
Cross Connection	Type	Cat.No.	Qty.	Type	Cat.No.	Qty.	Type	Cat.No.	Qty.	Type	Cat.No.	Qty.	Type	Cat.No.	Qty.
	UK 50/2	478 332	5	UK 70/2	478 372	5	UK 95/2	478 342	5	UK 150/2	478 352	5	UK 240/2	478 362	5
	UK 50/3	478 333	5	UK 70/3	478 373	5	UK 95/3	478 343	5	UK 150/3	478 353	5	UK 240/3	478 363	5
	UK 50/4	478 334	5	UK 70/4	478 374	5	UK 95/4	478 344	5	UK 150/4	478 354	5	UK 240/4	478 364	5
AVK / EK6							Type	Cat.No.	Qty.	Type	Cat.No.	Qty.	Type	Cat.No.	Qty.
							AVK / EK6	304 370	20	AVK / EK6	304 370	20	AVK / EK6	304 370	20
Technical Data															
Rated Impulse Voltage / Pollution severity	8/3			8/3			8/3			8/3			8/3		
Insulation material group / Gauge pin code according to IEC 60947-1	1/B10			1/A11			1/B12			1/B14			1/A16		
Protection class / Protection conductor type	IP 10 / -			IP 10 / -			IP 10 / -			IP 10 / -			IP 10 / -		
Marking Tags (Dekafix)															
See pages 326-333 for a list of Dekafix	KOIP SW, SLF-P1 W			KOIP SW, SLF-P1 W			KOIP SW, SLF-P1 W			KOIP SW, SLF-P1 W			KOIP SW, SLF-P1 W		
Package Quantity															
	6 pcs.			6 pcs.			6 pcs.			4 pcs.			6 pcs.		

Bolt Connection Terminals

AVK 95 B

Width: 40 mm

AVK 150 B

Width: 48 mm



AVK 240 B

Width: 53 mm



	Cat No:			Cat No:				Cat No:		
	304 300 304 309			304 310 304 319				304 320 304 329		
Electrical Ratings	**Voltage, V ~**	**Current, A**	**Cross-Section**	**Voltage, V ~**	**Current, A**	**Cross-Section**		**Voltage, V ~**	**Current, A**	**Cross-Section**
CE (EN 60947-7-1)	1000	232	95 mm²	1000	309	150 mm²		1000	415	240 mm²
UL										
VDE (IEC 60947-7-1)										
CSA										
ATEX										
Connection Data										
Conductor cross section solid (min-max.)	25-95 mm²			35-150 mm²				70-240 mm²		
Conductor cross section stranded (min.-max.)	35-95 mm²			50-150 mm²				70-240 mm²		
AWG Conductor	AWG 4-3/0			AWG 2/300 kcmil				AWG 2/0 - 500 kcmil		
Insulation Stripping Length	29 mm			34 mm				34 mm		
Torque (min-max.)	25-30 Nm			25-30 Nm				30-35 Nm		
Hole Diameter	10,5 mm			13 mm				17 mm		
Bolt Diameter	10 mm			12 mm				16 mm		
Screwdriver	17 (DIN 3110)			19 (DIN 3110)				24 (DIN 3110)		
Cross Connection	**Type**	**Cat.No.**	**Qty.**	**Type**	**Cat.No.**	**Qty.**		**Type**	**Cat.No.**	**Qty.**
	UKB 95/2	478 302	5	UKB 150/2	478 312	5		UKB 240/2	478 322	5
	UKB 95/3	478 303	5	UKB 150/3	478 313	5		UKB 240/3	478 323	5
	UKB 95/4	478 304	5	UKB 150/4	478 314	5		UKB 240/4	478 324	5
Isolation Cover	**Type**	**Cat.No.**	**Qty.**	**Type**	**Cat.No.**	**Qty.**		**Type**	**Cat.No.**	**Qty.**
	KKB 95	466 100	4	KKB 150	466 110	4		KKB 240	466 120	4
Technical Data										
Rated Impulse Voltage / Pollution severity	8/3			8/3				8/3		
Insulation material group / Gauge pin code according to IEC 60947-1	1/NA			1/NA				1/NA		
Protection class / Protection conductor type	IP 10 / -			IP 10 / -				IP 10 / -		
Marking Tags (Dekafix)										
See pages 326-333 for a list of Dekafix	D_NS 10x10, DG 10/10			D_NS 10x10, DG 10/10				D_NS 10x10, DG 10/10		
Package Quantity										
	4 pcs.			4 pcs.				4 pcs.		

Screw Type Multilevel / Sensor Terminals



PUK Series Screw Connection Sensor Terminals are making sensor connections, which are often used in industry, more practical and esthetic. Provide individual cross connections for each layer, time saving in mounting process. Terminals can be used with NPN and PNP types of sensors. Special Marking solutions for each cross section can be provided by Plotter Labeling.



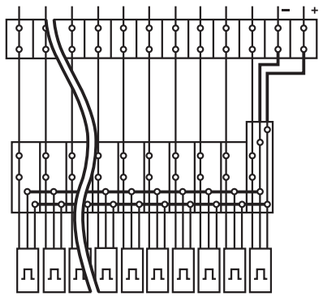





50% space saving

PIK Series Screw Connection Double-Deck Rail Terminals provide 2,5 - 4 - 10 mm² cross-section range. Double wiring density available without extension of mounting rails. Interconnection / shorting can be done at both layers. Special Marking solutions for each cross section can be provided by Plotter Labeling. The color of products can be selected from the color table.

Fine strand wire up to16 mm² cross-section can be used in panels with limited space. PIK series terminals allow you to make more connections in less space. Usage with Cross Connections gains features of distribution block. Special Marking solutions for each cross section can be provided by Plotter Labeling.









Double Deck Earth Terminals can be used in panels with limited space. Multipole connection on a single block and cross connection on both levels provide practical Earth connection. Special Marking solutions for each cross section can be provided by Plotter Labeling.

PUK Series Screw Connection Multilevel terminals provides solutions for different users' needs. They are ideal for limited spaces with their compact designs. In panels which exist switch lines & lightening, provide phase-neutral-Earth connection in one terminal. PUK Series are ideal for usage in industries where motors are working a lot, with practical wiring. Cross connection can be used on each level.
Special Marking solutions for each cross section can be provided by Plotter Labeling.

Screw Type Double - Deck Terminals

PIK 2,5 N

Width: 5 mm

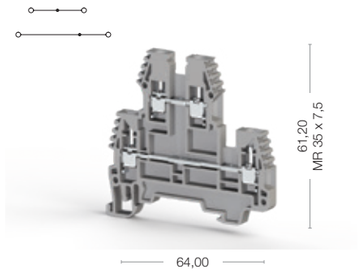

PIK 2,5 RD

push-in cross connection

Width: 5 mm

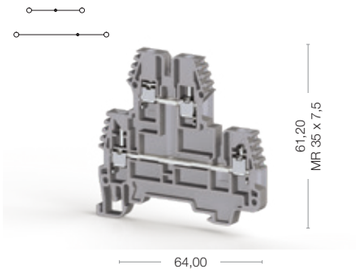

PIK 2,5 NK

Width: 5 mm

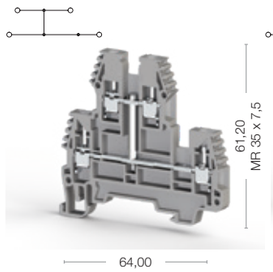

PIK 2,5 RDK

push-in cross connection

Width: 5 mm

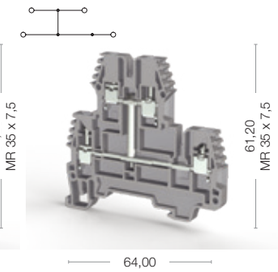

PIK 2,5 ND

Width: 5 mm

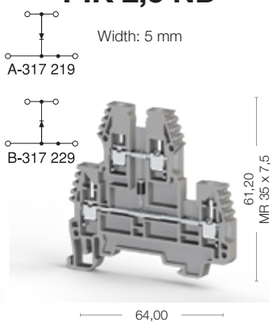

PIK 2,5 NLD

Width: 5 mm

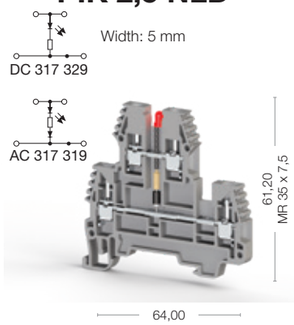

	PIK 2,5 N	PIK 2,5 RD	PIK 2,5 NK	PIK 2,5 RDK	PIK 2,5 ND	PIK 2,5 NLD
Cat No:	317 109, 317 100, 317 100	325 249, 325 241, 325 240	317 129, 317 121, 317 120	325 259, 325 250	317 219, 317 210	317 319, 317 310

Electrical Ratings	Voltage, V ~	Current, A	Cross-Section	Voltage, V ~	Current, A	Cross-Section	Voltage, V ~	Current, A	Cross-Section	Voltage, V ~	Current, A	Cross-Section	Voltage, V ~	Current, A	Cross-Section	Voltage, V ~	Current, A	Cross-Section
CE (EN 60947-7-1)	500	24	2,5 mm²	500	24	2,5 mm²	500	24	2,5 mm²	500	24	2,5 mm²	500	0,5	2,5 mm²		24	2,5 mm²
UL	300	20	AWG 26-12				300	20	AWG 26-12				300	20	AWG 26-12		20	AWG 26-12
VDE (IEC 60947-7-1)																		
CSA																		
ATEX	400	21,5					400	21,5					400	21,5			21,5	

Connection Data										
Conductor cross section solid (min-max.)	0,2-4 mm²	0,2-4 mm²	0,2-4 mm²	0,2-4 mm²	0,2-4 mm²	0,2-4 mm²
Conductor cross section stranded (min.-max.)	0,2-4 mm²	0,2-4 mm²	0,2-4 mm²	0,2-4 mm²	0,2-4 mm²	0,2-4 mm²
2 conductors with same cross section, stranded, TWIN ferrules with plastic sleeve, (min-max.)	0,5-1,5 mm²	0,5-1,5 mm²	0,5-1,5 mm²	0,5-1,5 mm²	0,5-1,5 mm²	0,5-1,5 mm²
AWG Conductor	AWG 24-12	AWG 24-12	AWG 24-12	AWG 24-12	AWG 24-12	AWG 24-12
Insulation Stripping Length (min.-max.)	9-10 mm	9-10 mm	9-10 mm	9-10 mm	9-10 mm	9-10 mm
Torque (min-max.)	0,4-0,6 Nm	0,4-0,6 Nm	0,4-0,6 Nm	0,4-0,6 Nm	0,4-0,6 Nm	0,4-0,6 Nm
Screwdriver	IKT 3 (0,6x3,5)	IKT 3 (0,6x3,5)	IKT 3 (0,6x3,5)	IKT 3 (0,6x3,5)	IKT 3 (0,6x3,5)	IKT 3 (0,6x3,5)

Ordering Data												
									Type	Cat.No.	Qty.	Type	Cat.No.	Qty.
									PIK 2,5 ND A	317 219	20	PIK 2,5 NLD (24AC)	317 319	20
									PIK 2,5 ND B	317 229	20	PIK 2,5 NLD (24DC)	317 329	20
												PIK 2,5 NLD (48AC)	317 419	20
												PIK 2,5 NLD (48DC)	317 429	20
												PIK 2,5 NLD (110AC)	317 619	20
												PIK 2,5 NLD (110DC)	317 629	20
												PIK 2,5 NLD (220AC)	317 719	20
												PIK 2,5 NLD (220DC)	317 729	20

Technical Data For Diode												
Diode Voltage									1000 V			
Diode Current									1 A			
Diod									1 N 4007			

End Plate	Type	Cat.No.	Qty.	Type	Cat.No.	Qty.	Type	Cat.No.	Qty.	Type	Cat.No.	Qty.	Type	Cat.No.	Qty.	Type	Cat.No.	Qty.
	NPP/PIK 2,5-4 N	449 019	25	NPP/PIK 2,5-4 N	449 019	25	NPP/PIK 2,5-4 N	449 019	25	NPP/PIK 2,5-4 N	449 019	25	NPP/PIK 2,5-4 N	449 019	25	NPP/PIK 2,5-4 N	449 019	25

Small Partition	Type	Cat.No.	Qty.				Type	Cat.No.	Qty.				Type	Cat.No.	Qty.	Type	Cat.No.	Qty.
	AD 1	467 919	100				AD 1	467 919	100				AD 1	467 919	100	AD 1	467 919	100

Cross Connection	Type	Cat.No.	Qty.	Type	Cat.No.	Qty.	Type	Cat.No.	Qty.	Type	Cat.No.	Qty.	Type	Cat.No.	Qty.	Type	Cat.No.	Qty.
	UK 2,5/2	474 122	25	UK 2,5/2	476 222	25	UK 2,5/2	474 122	25	UK 2,5/2	476 222	25	UK 2,5/2	474 122	25	UK 2,5/2	474 122	25
	UK 2,5/3	474 123	20	UK 2,5/3	476 223	20	UK 2,5/3	474 123	20	UK 2,5/3	476 223	20	UK 2,5/3	474 123	20	UK 2,5/3	474 123	20
	UK 2,5/4	474 124	15	UK 2,5/4	476 224	15	UK 2,5/4	474 124	15	UK 2,5/4	476 224	15	UK 2,5/4	474 124	15	UK 2,5/4	474 124	15
	UK 2,5/10	474 129	5	UK 2,5/10	476 229	5	UK 2,5/10	474 129	5	UK 2,5/10	476 229	5	UK 2,5/10	474 129	5	UK 2,5/10	474 129	5
							Note: Only lower decks can be cross-connected			Note: Only lower decks can be cross-connected			Note: Only lower decks can be cross-connected			Note: Only lower decks can be cross-connected		

Technical Data								
Rated Impulse Voltage / Pollution severity	6/3	6/3	6/3	6/3	6/3	6/3
Insulation material group / Gauge pin code according to IEC 60947-1	1/A3	1/A3	1/A3	1/A3	1/A3	1/A3
Protection class / Protection conductor type	IP 20 / -	IP 20 / -	IP 20 / -	IP 20 / -	IP 20 / -	IP 20 / -
Marking Tags (Dekafix)						
See pages 326-333 for a list of Dekafix	D_NS 5x10, DB 10/5, DG 10/5, DG 10/5T	D_NS 5x10, DB 10/5, DG 10/5, DG 10/5T	D_NS 5x10, DB 10/5, DG 10/5, DG 10/5T	D_NS 5x10, DB 10/5, DG 10/5, DG 10/5T	D_NS 5x10, DB 10/5, DG 10/5, DG 10/5T	D_NS 5x10, DB 10/5, DG 10/5, DG 10/5T

Package Quantity						
	100 pcs.	100 pcs.	20 pcs.	100 pcs.	20 pcs.	20 pcs.

Screw Type Double - Deck Terminals

PIK 4 N

Width: 6 mm

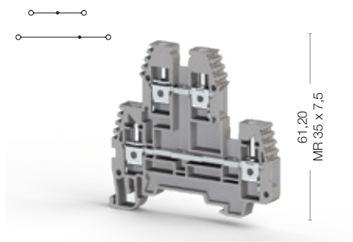

PIK 4 RD

push-in cross connection

Width: 6 mm



PIK 4 NK

Width: 6 mm

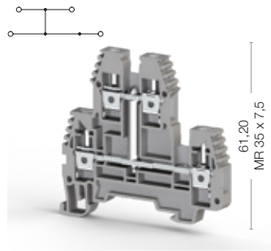

PIK 4 RDK

push-in cross connection

Width: 6 mm

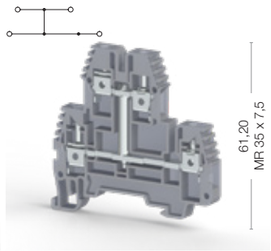

PIK 4 ND

Width: 6 mm



PIK 4 NLD

Width: 6 mm



Cat No:

319 109 319 101
319 100

Cat No:

325 349 324 341
325 340

Cat No:

319 129 319 121
319 120

Cat No:

325 359
325 350

Cat No:

319 219
319 210

Cat No:

319 319
319 310

Electrical Ratings	Voltage, V ~	Current, A	Cross-Section	Voltage, V ~	Current, A	Cross-Section	Voltage, V ~	Current, A	Cross-Section	Voltage, V ~	Current, A	Cross-Section	Voltage, V ~	Current, A	Cross-Section	Voltage, V ~	Current, A	Cross-Section
CE (EN 60947-7-1)	500	32	4 mm²	500	32	4 mm²	500	32	4 mm²	500	32	4 mm²	500	0,5	4 mm²		24	4 mm²
UL	300	30	AWG 26-10				300	30	AWG 26-10				300	30	AWG 26-10		30	AWG 26-10
VDE (IEC 60947-7-1)																		
CSA																		
ATEX	400	29,5					400	29,5					400	29,5			29,5	

Connection Data																		
Conductor cross section solid (min-max.)	0,2-6 mm²			0,2-6 mm²			0,2-6 mm²			0,2-6 mm²			0,2-6 mm²			0,2-6 mm²		
Conductor cross section stranded (min.-max.)	0,2-6 mm²			0,2-6 mm²			0,2-6 mm²			0,2-6 mm²			0,2-6 mm²			0,2-6 mm²		
2 conductors with same cross section, stranded, TWIN ferrules with plastic sleeve, (min-max.)	0,5-2,5 mm²			0,5-2,5 mm²			0,5-2,5 mm²			0,5-2,5 mm²			0,5-2,5 mm²			0,5-2,5 mm²		
AWG Conductor	AWG 24-10			AWG 24-10			AWG 24-10			AWG 24-10			AWG 24-10			AWG 24-10		
Insulation Stripping Length (min.-max.)	9-10 mm			9-10 mm			9-10 mm			9-10 mm			9-10 mm			9-10 mm		
Torque (min-max.)	0,5-0,8 Nm			0,5-0,8 Nm			0,5-0,8 Nm			0,5-0,8 Nm			0,5-0,8 Nm			0,5-0,8 Nm		
Screwdriver	IKT 3 (0,6x3,5)			IKT 3 (0,6x3,5)			IKT 3 (0,6x3,5)			IKT 3 (0,6x3,5)			IKT 3 (0,6x3,5)			IKT 3 (0,6x3,5)		

Ordering Data													Type	Cat.No.	Qty.	Type	Cat.No.	Qty.
													PIK 4 ND A	319 219	20	PIK 4 NLD (24AC)	319 319	20
													PIK 4 ND B	319 229	20	PIK 4 NLD (24DC)	319 329	20
																PIK 4 NLD (48AC)	319 419	20
																PIK 4 NLD (48DC)	319 429	20
																PIK 4 NLD (110AC)	319 619	20
																PIK 4 NLD (110DC)	319 629	20
																PIK 4 NLD (220AC)	319 719	20
																PIK 4 NLD (220DC)	319 729	20

Technical Data For Diode																		
Diode Voltage													1000 V					
Diode Current													1 A					
Diod													1 N 4007					

End Plate	Type	Cat.No.	Qty.	Type	Cat.No.	Qty.	Type	Cat.No.	Qty.	Type	Cat.No.	Qty.	Type	Cat.No.	Qty.	Type	Cat.No.	Qty.
	NPP PIK 2,5-4 N	449 019	25	NPP PIK 4 N	449 019	25	NPP PIK 2,5-4 N	449 019	25	NPP PIK 2,5-4 N	449 019	25	NPP PIK 2,5-4 N	449 019	25	NPP PIK 2,5-4 N	449 019	25

Small Partition	Type	Cat.No.	Qty.				Type	Cat.No.	Qty.				Type	Cat.No.	Qty.	Type	Cat.No.	Qty.
	AD 1	467 919	100				AD 1	467 919	100				AD 1	467 919	100	AD 1	467 919	100

Cross Connection	Type	Cat.No.	Qty.	Type	Cat.No.	Qty.	Type	Cat.No.	Qty.	Type	Cat.No.	Qty.	Type	Cat.No.	Qty.	Type	Cat.No.	Qty.
	UK 4/2	474 132	25	UK 4/2	476 232	25	UK 4/2	474 132	25	UK 4/2	476 232	25	UK 4/2	474 132	25	UK 4/2	474 132	25
	UK 4/3	474 133	20	UK 4/3	476 233	20	UK 4/3	474 133	20	UK 4/3	476 233	20	UK 4/3	474 133	20	UK 4/3	474 133	20
	UK 4/4	474 134	15	UK 4/4	476 234	15	UK 4/4	474 134	15	UK 4/4	476 234	15	UK 4/4	474 134	15	UK 4/4	474 134	15
	UK 4/10	474 139	5	UK 4/10	476 239	5	UK 4/10	474 139	5	UK 4/10	476 239	5	UK 4/10	474 139	5	UK 4/10	474 139	5
	UK 4/20	474 180	5				UK 4/20	474 180	5				UK 4/20	474 180	5	UK 4/20	474 180	5
							Note: Only lower decks can be cross-connected			Note: Only lower decks can be cross-connected			Note: Only lower decks can be cross-connected			Note: Only lower decks can be cross-connected		

Technical Data																		
Rated Impulse Voltage / Pollution severity	6/3			6/3			6/3			6/3			6/3			6/3		
Insulation material group / Gauge pin code according to IEC 60947-1	1/A4			1/A4			1/A4			1/A4			1/A4			1/A4		
Protection class / Protection conductor type	IP 20 / -			IP 20 / -			IP 20 / -			IP 20 / -			IP 20 / -			IP 20 / -		
Marking Tags (Dekafix)																		
See pages 326-333 for a list of Dekafix	D_NS 6x10, DB 10/6, DG 10/6, DG 10/6T			D_NS 6x10, DB 10/6, DG 10/6, DG 10/6T			D_NS 6x10, DB 10/6, DG 10/6, DG 10/6T			D_NS 6x10, DB 10/6, DG 10/6, DG 10/6T			D_NS 6x10, DB 10/6, DG 10/6, DG 10/6T			D_NS 6x10, DB 10/6, DG 10/6, DG 10/6T		

Package Quantity																		
	100 pcs.			100 pcs.			20 pcs.			100 pcs.			20 pcs.			20 pcs.		

Screw Type Double - Deck Terminals

PIK 4 FS

Width: 6 mm

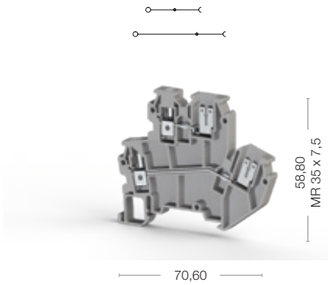

PIK 10 N

Width: 10 mm



	PIK 4 FS			PIK 10 N		
Cat No:	319 809 319 800			319 909 319 900		
Electrical Ratings	**Voltage, V ~**	**Current, A**	**Cross-Section**	**Voltage, V ~**	**Current, A**	**Cross-Section**
CE (EN 60947-7-1)	400	20	4 mm²	800	57	10 mm²
UL						
VDE (IEC 60947-7-1)						
CSA						
ATEX	400	17				
Connection Data						
Conductor cross section solid (min-max.)	0,2-4 mm²			1,5-16 mm²		
Conductor cross section stranded (min.-max.)	0,2-4 mm²			1,5-16 mm²		
2 conductors with same cross section, stranded, TWIN ferrules with plastic sleeve, (min-max.)	0,5-1,5 mm²			6 mm²		
AWG Conductor	AWG 24-10			AWG 16-6		
Insulation Stripping Length (min.-max.)	9-10 mm			10-12 mm		
Torque (min-max.)	0,5-0,8 Nm			1,2-1,8 Nm		
Screwdriver	IKT 3 (0,6x3,5)			IKT 4 (0,8x4,0)		
End Plate - Disconnect Plate	**Type**	**Cat.No.**	**Qty.**	**Type**	**Cat.No.**	**Qty.**
	NPP/PIK 4 FS	449 029	20	NPP/PIK 10 N	449 039	25
Cross Connection	**Type**	**Cat.No.**	**Qty.**	**Type**	**Cat.No.**	**Qty.**
	UK 4/2	476 232	25	UK 10/2	474 152	25
	UK 4/3	476 233	20	UK 10/3	474 153	20
	UK 4/4	476 234	15	UK 10/4	474 154	15
	UK 4/10	476 239	5	UK 10/10	474 159	5
Technical Data						
Rated Impulse Voltage / Pollution severity	4/3			8/3		
Insulation material group / Gauge pin code according to IEC 60947-1	1/A4			1/B6		
Protection class / Protection conductor type	IP 20 / -			IP 20 / -		
Marking Tags (Dekafix)						
See pages 326-333 for a list of Dekafix	DB 5			DB 5		
Package Quantity						
	85 pcs.			20 pcs.		

Double Deck Earth Terminals

PIK 2,5 NT

Width: 5 mm

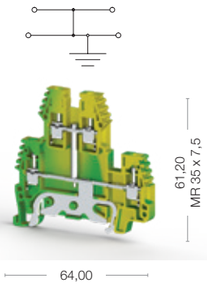

PIK 4 NT

Width: 6 mm



	PIK 2,5 NT			PIK 4 NT		
Cat No:	336 560			336 570		
Electrical Ratings	**Voltage, V ~**	**Current, A**	**Cross-Section**	**Voltage, V ~**	**Current, A**	**Cross-Section**
CE (EN 60947-7-2)			2,5 mm²			4 mm²
UL						
VDE (IEC 60947-7-1)						
CSA						
ATEX						
Connection Data						
Conductor cross section solid (min-max.)	0,2-4 mm²			0,2-6 mm²		
Conductor cross section stranded (min.-max.)	0,2-4 mm²			0,2-6 mm²		
2 conductors with same cross section, stranded, TWIN ferrules with plastic sleeve, (min-max.)	0,5-1,5 mm²			0,5-2,5 mm²		
AWG Conductor	AWG 24-12			AWG 24-10		
Insulation Stripping Length (min.-max.)	9-10 mm			9-10 mm		
Torque	0,4-0,6 Nm			0,5-08 Nm		
Screwdriver	IKT 3 (0,6x3,5)			IKT 3 (0,6x3,5)		
End Plate - Disconnect Plate	**Type**	**Cat.No.**	**Qty.**	**Type**	**Cat.No.**	**Qty.**
	NPP/PIK 2,5 - 4 NT	449 012T	25	NPP/PIK 2,5 - 4 NT	449 012T	25
Technical Data						
Rated Impulse Voltage / Pollution severity	8/3			8/3		
Insulation material group / Gauge pin code according to IEC 60947-1	1/A3			1/A4		
Protection class / Protection conductor type	IP 20 / PE			IP 20 / PE		
Marking Tags (Dekafix)						
See pages 326-333 for a list of Dekafix	D_NS 5x10, DB 10/5, DG 10/5, DG 10/5T			D_NS 6x10, DB 10/6, DG 10/6, DG 10/6T		
Package Quantity						
	100 pcs.			100 pcs.		

Screw Type Multilevel Terminals

PUK 3

Width: 6 mm

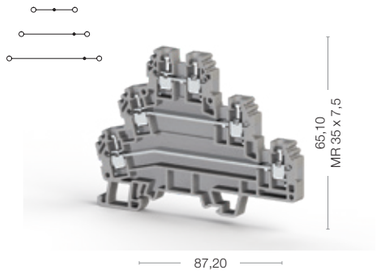

Cat No:

- 324 109
- 324 100

PUK 2 T

Width: 6 mm

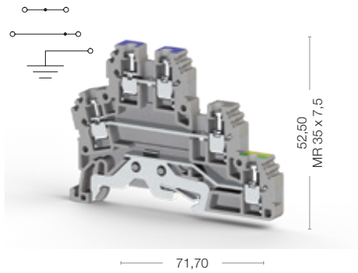

Cat No:

- 324 209
- 324 200

PUK 3 T

Width: 6 mm

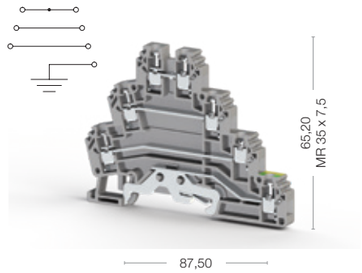

Cat No:

- 324 309
- 324 300

Electrical Ratings	Voltage, V ~	Current, A	Cross-Section	Voltage, V ~	Current, A	Cross-Section	Voltage, V ~	Current, A	Cross-Section
CE (EN 60947-7-1 - EN 60947-7-2)	440	24	2,5 mm²	440	24	2,5 mm²	440	24	2,5 mm²
UL	300	24	AWG 24-12	300	24	AWG 24-12	300	24	AWG 24-12
VDE (IEC 60947-7-1)									
CSA									
ATEX	400	24		400	24		400	24	

Connection Data									
Conductor cross section solid (min-max.)	0,2-4 mm²			0,2-4 mm²			0,2-4 mm²		
Conductor cross section stranded (min.-max.)	0,2-4 mm²			0,2-4 mm²			0,2-4 mm²		
2 conductors with same cross section, stranded, TWIN ferrules with plastic sleeve, (min-max.)	0,5-1,5 mm²			0,5-1,5 mm²			0,5-1,5 mm²		
AWG Conductor	AWG 24-12			AWG 24-12			AWG 24-12		
Insulation Stripping Length (min.-max.)	7-8 mm			7-8 mm			7-8 mm		
Torque (min-max.)	0,4-0,6 Nm			0,4-0,6 Nm			0,4-0,6 Nm		
Screwdriver	IKT 3 (0,6x3,5)			IKT 3 (0,6x3,5)			IKT 3 (0,6x3,5)		

End Plate	Type	Cat.No.	Qty.	Type	Cat.No.	Qty.	Type	Cat.No.	Qty.
	NPP/PUK 3	450 139	10	NPP/PUK 2 T	450 149	10	NPP/PUK 3 T	450 159	10

Cross Connection	Type	Cat.No.	Qty.	Type	Cat.No.	Qty.	Type	Cat.No.	Qty.
	UK 2,5/2	480 132	25	UK 2,5/2	480 132	25	UK 2,5/2	480 132	25
	UK 2,5/3	480 133	20	UK 2,5/3	480 133	20	UK 2,5/3	480 133	20
	UK 2,5/4	480 134	15	UK 2,5/4	480 134	15	UK 2,5/4	480 134	15
	UK 2,5/10	480 139	5	UK 2,5/10	480 139	5	UK 2,5/10	480 139	5
	UK 2,5/35	480 140	5	UK 2,5/35	480 140	5	Note: Only upper decks can be cross-connected		

Technical Data			
Rated Impulse Voltage / Pollution severity	6/3	6/3	6/3
Insulation material group / Gauge pin code according to IEC 60947-1	1/A3	1/A3	1/A3
Protection class / Protection conductor type	IP 20 / -	IP 20 / PE	IP 20 / PE
Marking Tags (Dekafix)			
See pages 326-333 for a list of Dekafix	DB 5	DB 5	DB 5

Package Quantity			
	20 pcs.	20 pcs.	20 pcs.

Screw Type Sensor Terminals

PUK 3 S

Width: 6 mm

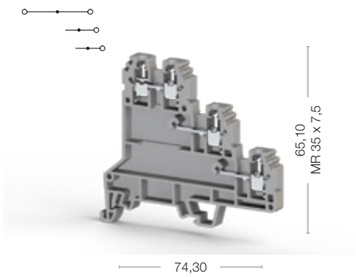

PUK 3 SLD (NPN)

Width: 6 mm

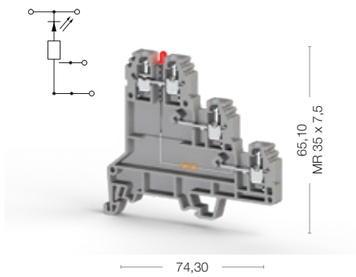

PUK 3 SLD (PNP)

Width: 6 mm

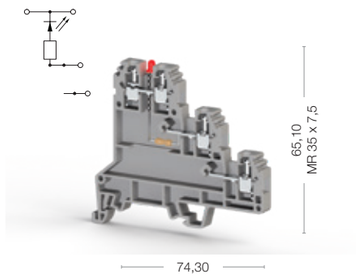

	PUK 3 S			PUK 3 SLD (NPN)				PUK 3 SLD (PNP)		
	Cat No:			Cat No:				Cat No:		
	324 409 324 400			324 419 324 410				324 429 324 420		
Electrical Ratings	**Voltage, V ~**	**Current, A**	**Cross-Section**	**Voltage, V ~**	**Current, A**	**Cross-Section**		**Voltage, V ~**	**Current, A**	**Cross-Section**
CE (EN 60947-7-1)	500	24	2,5 mm²	24	24	2,5 mm²		24	24	2,5 mm²
UL	300	24	AWG 24-12	300	24	AWG 24-12		300	24	AWG 24-12
VDE (IEC 60947-7-1)										
CSA										
ATEX										
Connection Data										
Conductor cross section solid (min-max.)	0,2-4 mm²			0,2-4 mm²				0,2-4 mm²		
Conductor cross section stranded (min.-max.)	0,2-4 mm²			0,2-4 mm²				0,2-4 mm²		
2 conductors with same cross section, stranded, TWIN ferrules with plastic sleeve, (min-max.)	0,5-1,5 mm²			0,5-1,5 mm²				0,5-1,5 mm²		
AWG Conductor	AWG 24-12			AWG 24-12				AWG 24-12		
Insulation Stripping Length (min.-max.)	7-8 mm			7-8 mm				7-8 mm		
Torque (min-max.)	0,4-0,6 Nm			0,4-0,6 Nm				0,4-0,6 Nm		
Screwdriver	IKT 3 (0,6x3,5)			IKT 3 (0,6x3,5)				IKT 3 (0,6x3,5)		
End Plate	**Type**	**Cat.No.**	**Qty.**	**Type**	**Cat.No.**	**Qty.**		**Type**	**Cat.No.**	**Qty.**
	NPP/PUK 3 S	450 169	10	NPP/PUK 3 S	450 169	10		NPP/PUK 3 S	450 169	10
Cross Connection	**Type**	**Cat.No.**	**Qty.**	**Type**	**Cat.No.**	**Qty.**		**Type**	**Cat.No.**	**Qty.**
	UK 2,5/2	480 132	25	UK 2,5/2	480 132	25		UK 2,5/2	480 132	25
	UK 2,5/3	480 133	20	UK 2,5/3	480 133	20		UK 2,5/3	480 133	20
	UK 2,5/4	480 134	15	UK 2,5/4	480 134	15		UK 2,5/4	480 134	15
	UK 2,5/10	480 139	5	UK 2,5/10	480 139	5		UK 2,5/10	480 139	5
	UK 2,5/35	480 140	5	UK 2,5/35	480 140	5		UK 2,5/35	480 140	5
Technical Data										
Rated Impulse Voltage / Pollution severity	6/3			6/3				6/3		
Insulation material group / Gauge pin code according to IEC 60947-1	1/A3			1/A3				1/A3		
Protection class / Protection conductor type	IP 20 / -			IP 20 / -				IP 20 / PE		
Marking Tags (Dekafix)										
See pages 326-333 for a list of Dekafix	DB 5			DB 5				DB 5		
Package Quantity										
	20 pcs.			20 pcs.				20 pcs.		

Screw Connection Disconnect / Test and Disconnect / Fuse Terminals



WGO Y Series Test and Disconnect Terminals provide safe connection with spring force under the contact of the terminal block. Practical accessories like sliding cross connection system, isolated Test Sockets, Test Plugs and Comb Connectors are available. Special Marking solutions for each cross section can be provided by Plotter labeling.







Screw Connection Fuse Rail Terminals Terminals can be used with glass fuse between 1A...10A. The fuse inside of the terminal is easily mounted and dismounted, and is an ideal solution when there is a necessity to change it even when the power is on in the system. Marking solutions can be provided by Plotter Labeling.

WGO Series Test and Disconnect Terminals are used to perform required tests without switching off the power in the system. These products are installed at the secondary side of current transformers, and thus, electrical ratings can be observed by testing equipment connected to the product. Practical accessories like sliding cross connection system, isolated Test Sockets, Test Plugs and Comb Connectors are available. Special Marking solutions for each cross section can be provided by Plotter labeling.

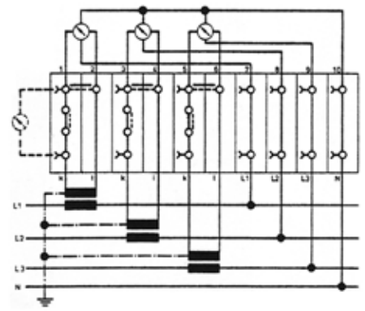











WGO PB series Ring and Fork Type Plug inTerminals provide practical safe connection. For WGO PB series, cable assembly is done with insulated ring type terminals and the terminal blocks have two test sockets. Practical accessories like sliding cross connection system, isolated Test Sockets, Test Plugs and Comb Connectors are available. Special Marking solutions for each cross section can be provided by Plotter labeling.

Knife Disconnect System, enables Screw Connection Disconnect Terminals to switch energy in the system.
Marking solutions can be provided by Plotter Labeling.

Disconnect Terminals

ASK 2 B

Width: 8 mm

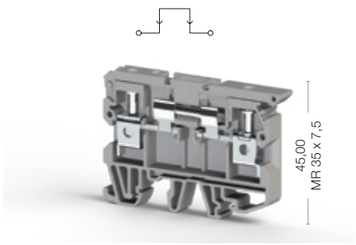

Cat No:

360 119
360 110

AVK 2,5 A

Width: 5 mm

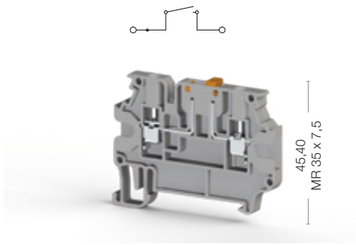

Cat No:

304 419
304 410

AVK 2,5 EA

Width: 6 mm

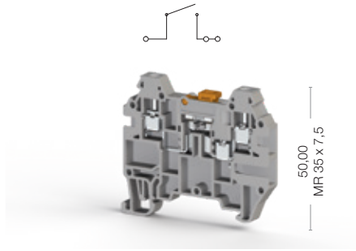

Cat No:

324 949
324 940

AVK 2,5 CCA

Width: 6 mm

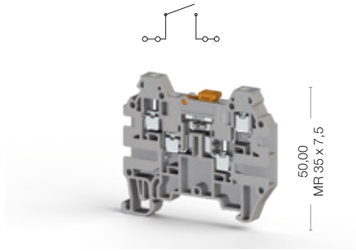

Cat No:

324 939
324 930

Electrical Ratings	ASK 2 B Voltage, V ~	ASK 2 B Current, A	ASK 2 B Cross-Section	AVK 2,5 A Voltage, V ~	AVK 2,5 A Current, A	AVK 2,5 A Cross-Section	AVK 2,5 EA Voltage, V ~	AVK 2,5 EA Current, A	AVK 2,5 EA Cross-Section	AVK 2,5 CCA Voltage, V ~	AVK 2,5 CCA Current, A	AVK 2,5 CCA Cross-Section
CE (EN 60947-7-1)	500	6,3	6 mm²	500	16	2,5 mm²	400	16	2,5 mm²	400	16	2,5 mm²
UL	300	6,3	AWG 26-8									
VDE (IEC 60947-7-1)												
CSA												
ATEX												

Connection Data	ASK 2 B	AVK 2,5 A	AVK 2,5 EA	AVK 2,5 CCA
Conductor cross section solid (min-max.)	0,2-10 mm²	0,2-4 mm²	0,2-4 mm²	0,2-4 mm²
Conductor cross section stranded (min.-max.)	0,2-10 mm²	0,2-4 mm²	0,2-4 mm²	0,2-4 mm²
2 conductors with same cross section, stranded, TWIN ferrules with plastic sleeve, (min-max.)	0,5-4 mm²	0,5-1,5 mm²	0,5-1,5 mm²	0,5-1,5 mm²
AWG Conductor	AWG 24-8	AWG 24-12	AWG 24-12	AWG 24-12
Insulation Stripping Length (min.-max.)	10-12 mm	9-10 mm	9-10 mm	9-10 mm
Torque (min-max.)	0,8-1,2 Nm	0,4-0,6 Nm	0,4-0,6 Nm	0,4-0,6 Nm
Screwdriver	IKT 3 (0,6x3,5)	IKT 3 (0,6x3,5)	IKT 3 (0,6x3,5)	IKT 3 (0,6x3,5)

End Plate

Type	Cat.No.	Qty.	Type	Cat.No.	Qty.	Type	Cat.No.	Qty.	Type	Cat.No.	Qty.
NPP/ASK 2	450 049	25	NPP/AVK 2,5A	450 330	25	NPP/AVK 2,5 CC	444 139	25	NPP/AVK 2,5 CC	444 139	25

Push-in Cross Connection

Type	Cat.No.	Qty.
UK 2,5/2	476 222	25
UK 2,5/3	476 223	20
UK 2,5/4	476 224	15
UK 2,5/10	476 229	5

Technical Data	ASK 2 B	AVK 2,5 A	AVK 2,5 EA	AVK 2,5 CCA
Rated Impulse Voltage / Pollution severity	6/3	6/3	6/3	6/3
Insulation material group / Gauge pin code according to IEC 60947-1	1/B5	1/A3	1/A3	1/A3
Protection class / Protection conductor type	IP 20 / -	IP 20 / -	IP 20 / -	IP 20 / -
Marking Tags (Dekafix)				
See pages 326-333 for a list of Dekafix	DB 5	D_NS 5x10, DB 10/5, DG 10/5, DG 10/5T SLF-P1 W	D_NS 5x10, DB 10/5, DG 10/5, DG 10/5T	D_NS 5x10, DB 10/5, DG 10/5, DG 10/5T

Package Quantity	ASK 2 B	AVK 2,5 A	AVK 2,5 EA	AVK 2,5 CCA
	25 pcs.	50 pcs.	80 pcs.	80 pcs.

Disconnect Terminals

AVK 4 A

Width: 6 mm



AVK 4 CEA

Width: 6 mm



AVK 4 CCA

Width: 6 mm

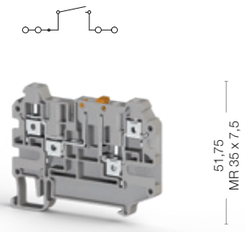

AVK AS

Width: 5,80 mm



AVK ASD

Width: 5,80 mm



	AVK 4 A			AVK 4 CEA				AVK 4 CCA			AVK AS			AVK ASD		
Cat No:	304 380 304 389			325 239 325 230				325 219 325 210			498 959 498 950			499 059 499 050		
Electrical Ratings	**Voltage, V ~**	**Current, A**	**Cross-Section**	**Voltage, V ~**	**Current, A**	**Cross-Section**		**Voltage, V ~**	**Current, A**	**Cross-Section**	**Voltage, V ~**	**Current, A**	**Cross-Section**	**Voltage, V ~**	**Current, A**	**Cross-Section**
CE (EN 60947-7-1)	500	20	4 mm²	500	20	4 mm²		500	20	4 mm²	400	16	2,5 mm²	400	0,5	2,5 mm²
UL	300	16	AWG 26-10													
VDE (IEC 60947-7-1)																
CSA																
ATEX																
Connection Data																
Conductor cross section solid (min-max.)	0,2-6 mm²			0,2-6 mm²				0,2-6 mm²			0,2-4 mm²			0,2-4 mm²		
Conductor cross section stranded (min.-max.)	0,2-6 mm²			0,2-6 mm²				0,2-6 mm²			0,2-4 mm²			0,2-4 mm²		
2 conductors with same cross section, stranded, TWIN ferrules with plastic sleeve, (min-max.)	0,5-2,5 mm²			0,5-2,5 mm²				0,5-2,5 mm²			0,5-1,5 mm²			0,5-1,5 mm²		
AWG Conductor	AWG 24-10			AWG 24-10				AWG 24-10			AWG 24-12			AWG 24-12		
Insulation Stripping Length (min.-max.)	9-10 mm			9-10 mm				9-10 mm			6-7 mm			6-7 mm		
Torque (min-max.)	0,5-0,8 Nm			0,5-0,8 Nm				0,5-0,8 Nm			0,4-0,6 Nm			0,4-0,6 Nm		
Screwdriver	IKT 3 (0,6x3,5)			IKT 3 (0,6x3,5)				IKT 3 (0,6x3,5)			IKT 3 (0,6x3,5)			IKT 3 (0,6x3,5)		
End Plate	**Type**	**Cat.No.**	**Qty.**	**Type**	**Cat.No.**	**Qty.**		**Type**	**Cat.No.**	**Qty.**						
	NPP/AVK 4 R-A	450 330	25	NPP/AVK 4CEA	450 349	25		NPP/AVK 4CCA	450 349	25						
Technical Data For Diode																
Diode Voltage														1000V		
Diode Current														1A		
Diode														1 N 4007		
Push-in Cross Connection	**Type**	**Cat.No.**	**Qty.**	**Type**	**Cat.No.**	**Qty.**		**Type**	**Cat.No.**	**Qty.**						
	UK 4/2	476 232	25	UK 4/2	476 232	25		UK 4/2	476 232	25						
	UK 4/3	476 233	20	UK 4/3	476 233	20		UK 4/3	476 233	20						
	UK 4/4	476 234	15	UK 4/4	476 234	15		UK 4/4	476 234	15						
	UK 4/10	476 239	5	UK 4/10	476 239	5		UK 4/10	476 239	5						
Technical Data																
Rated Impulse Voltage / Pollution severity	6/3			6/3				6/3			6/3			6/3		
Insulation material group / Gauge pin code according to IEC 60947-1	1/A4			1/A4				1/A4			1/A3			1/A3		
Protection class / Protection conductor type	IP 20 / -			IP 20 / -				IP 20 / -			IP 20 / PE			IP 20 / PE		
Marking Tags (Dekafix)																
See pages 326-333 for a list of Dekafix	DB 10/6, DG 10/6T			D_NS 6x10, DB 10/6, DG 10/6, DG 10,6T				D_NS 6x10, DB 10/6, DG 10/6, DG 10,6T			DB 5, DB 10/6, DG 10/6, DG 10/6T			DB 5, DB 10/6, DG 10/6, DG 10/6T		
Package Quantity																
	50 pcs.			50 pcs.				50 pcs.			50 pcs.			50 pcs.		

NOTE: AVK ASD is just used with AVK 4A, AVK 4CEA and AVK 4CCA terminal blocks.

NOTE: AVK ASD is just used with AVK 4A, AVK 4CEA and AVK 4CCA terminal blocks.

Disconnect Terminals

ASK 4 B

Width: 10 mm

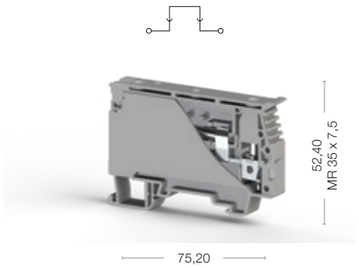

ASK 3 FB

Width: 6,2 mm

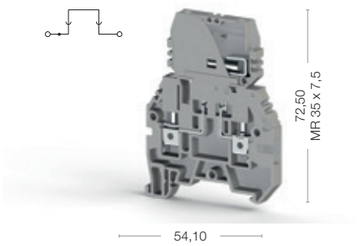

ASK 3 MB

Width: 6,2 mm

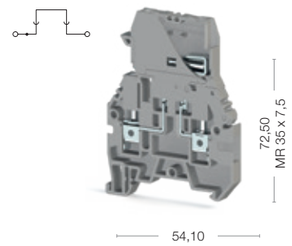

ASK 5 B

Width: 8 mm



	ASK 4 B			ASK 3 FB			ASK 3 MB			ASK 5 B		
Cat No:	360 129 360 120			362 009 362 000			363 009 363 000			353 419 353 410		
Electrical Ratings	**Voltage, V ~**	**Current, A**	**Cross-Section**	**Voltage, V ~**	**Current, A**	**Cross-Section**	**Voltage, V ~**	**Current, A**	**Cross-Section**	**Voltage, V ~**	**Current, A**	**Cross-Section**
CE (EN 60947-7-1)	750	6,3	6 mm²	500	16	4 mm²	500	16	4 mm²	500	10	4 mm²
UL	600	6,3	AWG 22-8									
VDE (IEC 60947-7-1)												
CSA												
ATEX												
Connection Data												
Conductor cross section solid (min-max.)	0,34-10 mm²			0,2-6 mm²			0,2-6 mm²			0,2-6 mm²		
Conductor cross section stranded (min.-max.)	0,34-10 mm²			0,2-6 mm²			0,2-6 mm²			0,2-6 mm²		
2 conductors with same cross section, stranded, TWIN ferrules with plastic sleeve, (min-max.)	0,5-4 mm²			0,5-2,5 mm²			0,5-2,5 mm²			0,5-2,5 mm²		
AWG Conductor	AWG 22-8			AWG 24-10			AWG 24-10			AWG 24-10		
Insulation Stripping Length (min.-max.)	9-10 mm			9-10 mm			9-10 mm			8-9 mm		
Torque (min-max.)	0,5-0,8 Nm			0,5-0,8 Nm			0,5-0,8 Nm			0,5-0,8 Nm		
Screwdriver	IKT 3 (0,6x3,5)			IKT 3 (0,6x3,5)			IKT 3 (0,6x3,5)			IKT 3 (0,6x3,5)		
End Plate				**Type**	**Cat.No.**	**Qty.**	**Type**	**Cat.No.**	**Qty.**	**Type**	**Cat.No.**	**Qty.**
				NPP/ASK 3	450 059	10	NPP/ASK 3	450 059	10			
Push-in Cross Connection							**Type**	**Cat.No.**	**Qty.**	**Type**	**Cat.No.**	**Qty.**
				UK 4/2	476 232	25	UK 4/2	476 232	25	UK 6/2	476 242	25
				UK 4/3	476 233	20	UK 4/3	476 233	20	UK 6/3	476 243	20
				UK 4/4	476 234	15	UK 4/4	476 234	15	UK 6/4	476 244	15
										UK 6/10	476 249	5
Technical Data												
Rated Impulse Voltage / Pollution severity	6/3			6/3			6/3			6/3		
Insulation material group / Gauge pin code according to IEC 60947-1	1/B5			1/A4			1/A4			1/A4		
Protection class / Protection conductor type	IP 20 / -			IP 20 / -			IP 20 / -			IP 20 / -		
Marking Tags (Dekafix)												
See pages 326-333 for a list of Dekafix	D_NS 8x10			DB 5, DB 10/6,			DB 5, DB 10/6,			D_NS 8x10, DG 10/8		
Package Quantity												
	20 pcs.			20 pcs.			20 pcs.			50 pcs.		

WGO Series Test / Disconnect Terminals

WGO 1

Width: 8 mm



WGL 1

Width: 8 mm



WGO 2 N

Width: 10 mm



WGO 3

Width: 8 mm



	WGO 1	WGL 1	WGO 2 N	WGO 3
Cat No:	370 590 370 500	375 790 375 700	375 890 375 800	375 692 375 602

Electrical Ratings	Voltage, V ~	Current, A	Cross-Section	Voltage, V ~	Current, A	Cross-Section	Voltage, V ~	Current, A	Cross-Section	Voltage, V ~	Current, A	Cross-Section
CE (EN 60947-7-1)	400	41	6 mm²	400	41	6 mm²	400	57	10 mm²	400	41	6 mm²
UL	300	50	AWG 20-8	300	50	AWG 20-8				300	43	AWG 20-8
VDE (IEC 60947-7-1)												
CSA												
ATEX	250	36								250	36	

Connection Data	WGO 1	WGL 1	WGO 2 N	WGO 3
Conductor cross section solid (min-max.)	0,2-10 mm²	0,2-10 mm²	0,5-16 mm²	0,2-10 mm²
Conductor cross section stranded (min.-max.)	0,2-10 mm²	0,2-10 mm²	0,5-16 mm²	0,2-10 mm²
2 conductors with same cross section, stranded, TWIN ferrules with plastic sleeve, (min-max.)	0,5-4 mm²	0,5-4 mm²	0,5-6 mm²	0,5-4 mm²
AWG Conductor	AWG 24-8	AWG 24-8	AWG 20-6	AWG 24-8
Insulation Stripping Length (min.-max.)	10-12 mm	10-12 mm	10-12 mm	10-12 mm
Torque (min-max.)	0,8-1,2 Nm	0,8-1,2 Nm	1,2-1,8 Nm	0,8-1,2 Nm
Screwdriver	IKT 4 (0,8x4,0)	IKT 4 (0,8x4,0)	IKT 4 (0,8x4,0)	IKT 4 (0,8x4,0)

Ordering Data	Type	Cat.No.	Qty.	Type	Cat.No.	Qty.	Type	Cat.No.	Qty.	Type	Cat.No.	Qty.
Without Socket - Beige / Grey	WGO 1	370 500 - 590	60	WGL 1	375 700 - 790	60	WGO 2 N	375 800 - 890	50	WGO 3	375 600 - 690	50
One Socket - Beige / Grey	WGO 1	370 501 - 591	60	WGL 1	375 701 - 791	60	WGO 2 N	375 801 - 891	50	WGO 3	375 601 - 691	50
Double Socket - Beige / Grey							WGO 2 N	375 804 - 894	50	WGO 3	375 604 - 694	50
One Test Socket - Beige / Grey	WGO 1	370 503 - 593	60	WGL 1	375 702 - 792	60	WGO 2 N	375 803 - 893	50	WGO 3	375 603 - 693	50
Double Test Socket - Beige / Grey	WGO 1	370 502 - 592	60				WGO 2 N	375 802 - 892	50	WGO 3	375 602 - 692	50

End Plate	Type	Cat.No.	Qty.	Type	Cat.No.	Qty.	Type	Cat.No.	Qty.	Type	Cat.No.	Qty.
	NPP/WGO 1	450 109	25	NPP/WGO 1	450 109	25	NPP/WGO 2 N	450 230	25	NPP/WGO 3	450 229	25
										NPP/WGO 3	450 220	25

Cross Connection	Type	Cat.No.	Qty.	Type	Cat.No.	Qty.	Type	Cat.No.	Qty.	Type	Cat.No.	Qty.
	IZUK 6/2	476 302	10	IZUK 6/2	476 302	10	IZUK 10/2	476 402	10	IZUK 6/2	476 302	10
	IZUK 6/3	476 303	10	IZUK 6/3	476 303	10	IZUK 10/3	476 403	10	IZUK 6/3	476 303	10
	IZUK 6/4	476 304	10	IZUK 6/4	476 304	10	IZUK 10/4	476 404	10	IZUK 6/4	476 304	10
	IZUK 6/6	476 306	10	IZUK 6/6	476 306	10	IZUK 10/6	476 406	10	IZUK 6/6	476 306	10
	IZUK 6/10	476 309	5	IZUK 6/10	476 309	5	IZUK 10/10	476 409	5	IZUK 6/10	476 309	5
	WGO UAA	498 300	1	WGO UAA	498 300	1				WGO UAA	498 300	1

Test Plug	Type	Cat.No.	Qty.	Type	Cat.No.	Qty.	Type	Cat.No.	Qty.	Type	Cat.No.	Qty.
suitable for test socket types	TF (Ø4)	493 050	10	TF (Ø4)	493 050	10	TF (Ø4)	493 050	10	TF (Ø4)	493 050	10

Comb Connector	Type	Cat.No.	Qty.	Type	Cat.No.	Qty.	Type	Cat.No.	Qty.	Type	Cat.No.	Qty.
	TKO 6/2	476 282	25	TKO 6/2	476 282	25	TKO 10/2	476 292	25	TKO 6/2	476 282	25
	TKO 6/3	476 283	20	TKO 6/3	476 283	20	TKO 10/3	476 293	20	TKO 6/3	476 283	20
	TKO 6/4	476 284	15	TKO 6/4	476 284	15	TKO 10/4	476 294	15	TKO 6/4	476 284	15
	TKO 6/10	476 289	5	TKO 6/10	476 289	5	TKO 10/10	476 299	5	TKO 6/10	476 289	5

Technical Data	WGO 1	WGL 1	WGO 2 N	WGO 3
Rated Impulse Voltage / Pollution severity	6/3	6/3	4/3	6/3
Insulation material group / Gauge pin code according to IEC 60947-1	1/B5	1/B5	1/B6	1/B5
Protection class / Protection conductor type	IP 20 / -	IP 20 / -	IP 20 / -	IP 20 / -
Marking Tags (Dekafix)				
See pages 326-333 for a list of Dekafix	D_NS 8x10, DG 10/8	D_NS 8x10, DG 10/8	D_NS 10x10, DG 10/10, SLF-P1 W	D_NS 8x10, DG 10/8
Package Quantity	60 pcs.	60 pcs.	50 pcs.	50 pcs.

Socket Selections

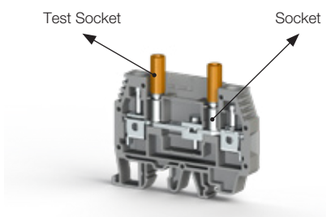



Without Socket



Single Socket



Double Socket



Single Test Socket



Double Test Socket

WGO Series Test / Disconnect Terminals

WGO 2 IR

Width: 10 mm



Cat No:

375 909
375 900

WGO 4

Width: 8 mm

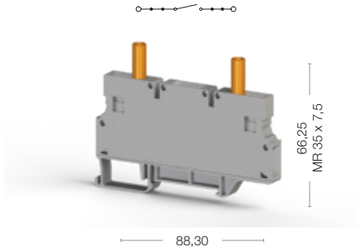

Cat No:

376 090
376 000

WGO 5

Width: 8 mm



Cat No:

376 190
376 100

WGO D5

Width: 8 mm



Cat No:

376 290
376 200

APP/WGO 5 - Cat No.: 463 219

Protection Cover for WGO 5 - Cat No.: 498 260

Electrical Ratings	Voltage, V ~	Current, A	Cross-Section	Voltage, V ~	Current, A	Cross-Section	Voltage, V ~	Current, A	Cross-Section	Voltage, V ~	Current, A	Cross-Section
CE (EN 60947-7-1)	500	57	10 mm²	1000	41	6 mm²	500	41	6 mm²	500	41	6 mm²
UL												
VDE (IEC 60947-7-1)												
CSA												
ATEX	400	50										

Connection Data												
Conductor cross section solid (min-max.)	0,5-16 mm²			0,2-10 mm²			0,2-10 mm²			0,2-10 mm²		
Conductor cross section stranded (min.-max.)	0,5-16 mm²			0,2-10 mm²			0,2-6 mm²			0,2-6 mm²		
2 conductors with same cross section, stranded, TWIN ferrules with plastic sleeve, (min-max.)	0,5-6 mm²			0,5-4 mm²			1,5 mm²			1,5 mm²		
AWG Conductor	AWG 20-6			AWG 24-8			AWG 24-8			AWG 24-8		
Insulation Stripping Length (min.-max.)	10-12 mm			10-12 mm			10-12 mm			10-12 mm		
Torque (min-max.)	1,2-1,8 Nm			0,8-1,0 Nm								
Screwdriver	IKT 4 (0,8x4,0)			IKT 4 (0,8x4,0)			KT 4 (0,8x4,0)			KT 4 (0,8x4,0)		

Ordering Data	Type	Cat.No.	Qty.	Type	Cat.No.	Qty.	Type	Cat.No.	Qty.	Type	Cat.No.	Qty.
Without Socket - Beige / Grey	WGO 2 IR	375 900 - 909	50									
One Socket - Beige / Grey												
Double Socket - Beige / Grey												
One Test Socket - Beige / Grey												
Double Test Socket - Beige / Grey				WGO 4 (Grey)	376 091	50						

End Plate	Type	Cat.No.	Qty.	Type	Cat.No.	Qty.	Type	Cat.No.	Qty.	Type	Cat.No.	Qty.
Grey	NPP/WGO 2 IR	450 249	25				NPP/WGO 5	450 359	25	NPP/WGO 5	450 359	25
Beige							APP/WGO 5	463 219	25	APP/WGO 5	463 219	25
							Cover WGO 5	498 260	1 meter			

Cross Connection	Type	Cat.No.	Qty.	Type	Cat.No.	Qty.	Type	Cat.No.	Qty.	Type	Cat.No.	Qty.
	IZUK 10W/2	476 502	10	IZUK 6/2	476 302	10	UK 6/2	476 242	25	UK 6/2	476 242	25
	IZUK 10W/3	476 503	10	IZUK 6/3	476 303	10	UK 6/3	476 243	20	UK 6/3	476 243	20
	IZUK 10W/4	476 504	10	IZUK 6/4	476 304	10	UK 6/4	476 244	15	UK 6/4	476 244	15
	IZUK 10W/6	476 506	10	IZUK 6/6	476 306	10	UK 6/10	476 249	5	UK 6/10	476 249	5
	IZUK 10W/10	476 509	5	IZUK 6/10	476 309	5						

Test Plug	Type	Cat.No.	Qty.	Type	Cat.No.	Qty.	Type	Cat.No.	Qty.	Type	Cat.No.	Qty.
	TF (Q4)	493 050	10	TF (Ø4)	493 050	10	TF (Ø4)	493 050	10	TF (Ø4)	493 050	10

Comb Connector	Type	Cat.No.	Qty.	Type	Cat.No.	Qty.
	TKO 10/2	476 292	25	UK 6/2	476 242	25
	TKO 10/3	476 293	20	UK 6/3	476 243	20
	TKO 10/4	476 294	15	UK 6/4	476 244	15
	TKO 10/10	476 299	5	UK 6/10	476 249	5

Technical Data				
Rated Impulse Voltage / Pollution severity	6/3	6/3	6/3	6/3
Insulation material group / Gauge pin code according to IEC 60947-1	1/B6	1/B5	1/A5	1/A5
Protection class / Protection conductor type	IP 20 / -	IP 20 / -	IP 20 / -	IP 20 / -
Marking Tags (Dekafix)				
See pages 326-333 for a list of Dekafix	D_NS 10x10, DG 10/10, SLF-P1 W	D_NS 8x10, DG 10/8, SLF-P1 W	D_NS 8x10, DG 10/8, SLF-P1 W	D_NS 8x10 SLF-P1 W, DG 10/8
Package Quantity				
	50 pcs.	50 pcs.	40 pcs.	40 pcs.

WGO Y Series Test / Disconnect Terminals

WGO Y 6

Width: 8 mm



WGO YD 6

Width: 8 mm

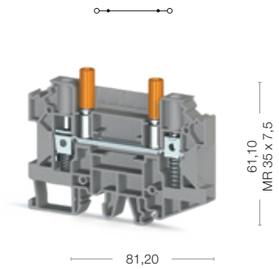

	Cat No: 375 919 / 375 910			Cat No: 375 929 / 375 920		
Electrical Ratings	**Voltage, V ~**	**Current, A**	**Cross-Section**	**Voltage, V ~**	**Current, A**	**Cross-Section**
CE (EN 60947-7-1)	1000	41	6 mm²	1000	41	6 mm²
UL						
VDE (IEC 60947-7-1)						
CSA						
ATEX						
Connection Data						
Conductor cross section solid (min-max.)	0,2-10 mm²			0,2-10 mm²		
Conductor cross section stranded (min.-max.)	0,2-10 mm²			0,2-10 mm²		
2 conductors with same cross section, stranded, TWIN ferrules with plastic sleeve, (min-max.)	0,5-4 mm²			0,5-4 mm²		
AWG Conductor	AWG 24-8			AWG 24-8		
Insulation Stripping Length (min.-max.)	10-12 mm			10-12 mm		
Torque (min-max.)	0,8-1,2 Nm			0,8-1,2 Nm		
Screwdriver	IKT 4 (0,8x4,0)			IKT 4 (0,8x4,0)		
End Plate	**Type**	**Cat.No.**	**Qty.**	**Type**	**Cat.No.**	**Qty.**
Grey	NPP/WGO Y 6	450 279	25	NPP/WGO YD 6	450 279	25
Beige	NPP/WGO Y 6	450 270	25	NPP/WGO YD 6	450 270	25
Cross Connection	**Type**	**Cat.No.**	**Qty.**	**Type**	**Cat.No.**	**Qty.**
	IZUK 6/2	476 302	10	IZUK 6/2	476 302	10
	IZUK 6/3	476 303	10	IZUK 6/3	476 303	10
	IZUK 6/4	476 304	10	IZUK 6/4	476 304	10
	IZUK 6/6	476 306	10	IZUK 6/6	476 306	10
	IZUK 6/10	476 309	5	IZUK 6/10	476 309	5
	WGO UAA	498 300	1	WGO UAA	498 300	1
Test Plug	**Type**	**Cat.No.**	**Qty.**	**Type**	**Cat.No.**	**Qty.**
	TF (Q4)	493 050	10	TF (Q4)	493 050	10
Technical Data						
Rated Impulse Voltage / Pollution severity	6/3			6/3		
Insulation material group / Gauge pin code according to IEC 60947-1	1/B5			1/B5		
Protection class / Protection conductor type	IP 20 / -			IP 20 / -		
Marking Tags (Dekafix)						
See pages 326-333 for a list of Dekafix	D_NS 8x10, DG 10/8, SLF-P1 W			D_NS 8x10, DG 10/8, SLF-P1 W		
Package Quantity						
	48 pcs.			48 pcs.		

WGO PB Series Test / Disconnect Terminals

V0 material

WGO PB 6/NM

Width: 11 mm

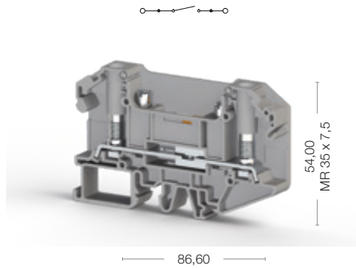

WGO PBD 6/NM

Width: 11 mm



	Cat No: 308 069 / 308 060			Cat No: 308 079 / 308 070		
Electrical Ratings	**Voltage, V ~**	**Current, A**	**Cross-Section**	**Voltage, V ~**	**Current, A**	**Cross-Section**
CE (EN 60947-7-1)	1000	41	6 mm²	1000	41	6 mm²
UL	600	45	AWG 22-8	600	45	AWG 22-8
VDE (IEC 60947-7-1)						
CSA	600	45	AWG 22-8	600	45	AWG 22-8
ATEX						
Connection Data						
Conductor cross section solid (min-max.)	0,5-6 mm²			0,5-6 mm²		
Conductor cross section stranded (min.-max.)	0,5-6 mm²			0,5-6 mm²		
AWG Conductor	AWG 22-8			AWG 22-8		
Torque	0,8-1,2 Nm			0,8-1,2 Nm		
Hole Diameter	4,2 mm			4,2 mm		
Bolt Diameter	4 mm			4 mm		
Screwdriver	IKT 5 (1,0x5,5)			IKT 5 (1,0x5,5)		
End Plate	**Type**	**Cat.No.**	**Qty.**	**Type**	**Cat.No.**	**Qty.**
	NPP/WGO PB 6	451 009	25	NPP/WGO PB 6	451 009	25
	APP/WGO PB 6	464 019	25	APP/WGO PB 6	464 019	25
Comb Connector/Ring Type	**Type**	**Cat.No.**	**Qty.**	**Type**	**Cat.No.**	**Qty.**
	TKO PB 6/2	479 002	25	TKO PB 6/2	479 002	25
	TKO PB 6/3	479 003	20	TKO PB 6/3	479 003	20
	TKO PB 6/4	479 004	15	TKO PB 6/4	479 004	15
	TKO PB 6/7	479 007	5	TKO PB 6/7	479 007	5
	TKO PB 6/10	479 009	5	TKO PB 6/10	479 009	5
Test Plug						
Technical Data						
Rated Impulse Voltage / Pollution severity	6/3			8/3		
Insulation material group / Gauge pin code according to IEC 60947-1	1/NA			1/NA		
Protection class / Protection conductor type	IP 20 / -			IP 20 / -		
Marking Tags (Dekafix)						
See pages 326-333 for a list of Dekafix	D_NS 8x10, DG 10/8, SLF-P1 W			D_NS 8x10, DG 10/8, SLF-P1 W		
	25 pcs.			25 pcs.		

new

V0 material

WGO 6 Test and Disconnect Terminals

Complying EN 45545-2 European railway standard for fire safety classes R22-R23-R24-R26 for HL 1 – HL 2 –HL 3





- 6mm² Closed Type Test and Disconnect Terminal Block, no need for an extra end plate usage.
- Insulation Material V0 PA complied with UL 94
- Suitable for 4mm diameter test plug with preformed self socket. No need for a socket and test socket model selection, test plug can be inserted directly.
- Test Socket color coding is possible thanks to WGO 6KP coding plastics.
- WGO 6PK ensures the Sliding Disconnect Bridge safety with exact positioning. When the circuit is disconnected, you can use WGO 6PK as a safety isolation to prevent unexpected tripping and arcing.
- Suitable for 11.2mm marking strip.
- Din rail mounted ATCS 6 cross connection holder prevents possible accessory loss for SCS 6 and CS 6, when they are not in use.



CS type (2-3-4-5-10 poles) accessories are push-in cross connectors, SCS type (2-3-4 poles) accessories are longer push-in short-circuit connectors. In case there is no accessory holder (ATCS 6) usage, SCS type connectors can be mounted upside down to same connection holes to prevent any accessory loss.



WGO 6 Series Test / Disconnect Terminals

new WGO 6/NM

Width: 8 mm

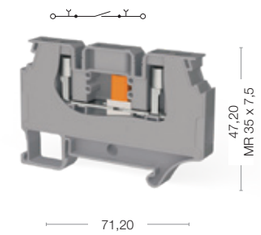

new WGO D6/NM

Width: 8 mm

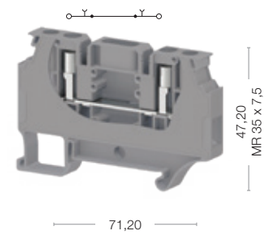

	WGO 6/NM			WGO D6/NM		
Cat No:	309 609 309 600			309 619 309 610		
Electrical Ratings	**Voltage, V ~**	**Current, A**	**Cross-Section**	**Voltage, V ~**	**Current, A**	**Cross-Section**
CE (EN 60947-7-1)	1000	41	6 mm²	1000	41	6 mm²
UL	600	50	AWG 24-8	600	50	AWG 24-8
VDE (IEC 60947-7-1)						
CSA						
ATEX						
Connection Data						
Conductor cross section solid (min-max.)	0,2-10 mm²			0,2-10 mm²		
Conductor cross section stranded (min.-max.)	0,2-10 mm²			0,2-10 mm²		
AWG Conductor	AWG 24-8			AWG 24-8		
Torque	0,8-1,0 Nm			0,8-1,0 Nm		
Hole Diameter	10 mm			10 mm		
Bolt Diameter	B5			B5		
Screwdriver	IKT 4 (0,8x4)			IKT 4 (0,8x4)		
Cross Connection	**Type**	**Cat.No.**	**Qty.**	**Type**	**Cat.No.**	**Qty.**
	CS 6/2	470 122	25	CS 6/2	470 122	25
	CS 6/3	470 123	20	CS 6/3	470 123	20
	CS 6/4	470 124	15	CS 6/4	470 124	15
	CS 6/5	470 125	10	CS 6/5	470 125	10
	CS 6/10	470 129	5	CS 6/10	470 129	5
	SCS 6/2	470 172	25	SCS 6/2	470 172	25
	SCS 6/3	470 173	20	SCS 6/3	470 173	20
	SCS 6/4	470 174	15	SCS 6/4	470 174	15
Plastic Lock	**Type**	**Cat.No.**	**Qty.**			
Grey	WGO 6_PK	469 079	50			
Orange	WGO 6_PK	469 077	50			
Coding Plastic	**Type**	**Cat.No.**	**Qty.**	**Type**	**Cat.No.**	**Qty.**
Orange	WGO 6_KP	469 067	50	WGO 6_KP	469 067	50
Blue	WGO 6_KP	469 061	50	WGO 6_KP	469 061	50
Green	WGO 6_KP	469 062	50	WGO 6_KP	469 062	50
Yellow	WGO 6_KP	469 063	50	WGO 6_KP	469 063	50
Red	WGO 6_KP	469 064	50	WGO 6_KP	469 064	50
Black	WGO 6_KP	469 065	50	WGO 6_KP	469 065	50
Test Plug	**Type**	**Cat.No.**	**Qty.**	**Type**	**Cat.No.**	**Qty.**
	TFØ4	493 050	10	TFØ4	493 050	10
Cross Connection Holder	**Type**	**Cat.No.**	**Qty.**	**Type**	**Cat.No.**	**Qty.**
	ATCS 6	499 559	20	ATCS 6	499 559	20
Technical Data						
Rated Impulse Voltage / Pollution severity	6/3			6/3		
Insulation material group / Gauge pin code according to IEC 60947-1	1/NA			1/NA		
Protection class / Protection conductor type	IP 20 / -			IP 20 / -		
Marking Tags (Dekafix)						
See pages 326-333 for a list of Dekafix	D-NS 8x10, DG 10/8, SLF-P1 W			D-NS 8x10, DG 10/8, SLF-P1 W		
Package Quantity						
	50 pcs.			50 pcs.		

Distribution Terminals

AYK 10/16

Width: 11 mm



AYK 10/16

Width: 11 mm



AYK 10/16-2,3,4,5

Width: 23,5 - 34,5 - 45,5 - 56,5 mm
(With End Plate)



	Cat No: 395 100			Cat No: 395 200				Cat No: 395 220		
Electrical Ratings	**Voltage, V ~**	**Current, A**	**Cross-Section**	**Voltage, V ~**	**Current, A**	**Cross-Section**		**Voltage, V ~**	**Current, A**	**Cross-Section**
CE (EN 60947-7-1)	750	76	16 mm²	750	76	16 mm²		750	76	16 mm²
UL										
VDE (IEC 60947-7-1)										
CSA										
ATEX										
Connection Data										
Conductor cross section solid (min-max.)	2,5-0,5 mm²			2,5-0,5 mm²				2,5-0,5 mm²		
Conductor cross section stranded (min.-max.)	25-16 mm²			25-16 mm²				25-16 mm²		
2 conductors with same cross section, stranded, TWIN ferrules with plastic sleeve, (min-max.)	1,5-0,5/10-6 mm²			1,5-0,5/10-6 mm²				1,5-0,5/10-6 mm²		
AWG Conductor	AWG 14/20-4/6			AWG 14/20-4/6				AWG 14/20-4/6		
Insulation Stripping Length (min.-max.)	14/8-16/10 mm			14/8-16/10 mm				14/8-16/10 mm		
Torque (min-max.)	1,2/1,2-2,0/1,8 Nm			1,2/1,2-2,0/1,8 Nm				1,2/1,2-2,0/1,8 Nm		
Screwdriver	IKT 4 (0,8x4,0)			IKT 4 (0,8x4,0)				IKT 4 (0,8x4,0)		
Ordering Data								**Type**	**Cat.No.**	**Qty.**
								AYK 10/16 - 2	395 220	20
								AYK 10/16 - 3	395 230	20
								AYK 10/16 - 4	395 240	20
								AYK 10/16 - 5	395 250	20
End Plate	**Type**	**Cat.No.**	**Qty.**	**Type**	**Cat.No.**	**Qty.**		**Type**	**Cat.No.**	**Qty.**
	NPP/AYK	450 090	10	NPP/AYK	450 090	10		NPP/AYK	450 090	10
Technical Data										
Rated Impulse Voltage / Pollution severity	8/3			8/3				8/3		
Insulation material group / Gauge pin code according to IEC 60947-1	1/B6			1/B6				1/B6		
Protection class / Protection conductor type	IP 20 / -			IP 20 / -				IP 20 / -		
Marking Tags (Dekafix)										
See pages 326-333 for a list of Dekafix	D_NS 5x6, DB 5, DG 6/5,			D_NS 5x6, DB 5, DG 6/5,				D_NS 5x6, DB 5, DG 6/5,		
Package Quantity										
	20 pcs.			20 pcs.				20 pcs.		

Screw Type Fuse Terminals

ASK 2 S

Width: 8 mm



Cat No:

351 109
351 100

ASK 2 LD

Width: 8 mm

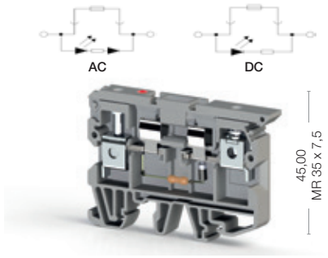

Cat No:

351 219
351 210

ASK 3 M

Width: 6,2 mm

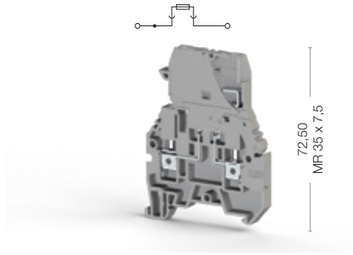

Cat No:

355 109
355 100

ASK 3 MLD

Width: 6,2 mm

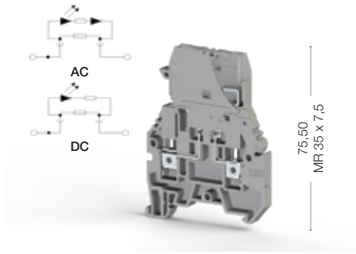

Cat No:

355 219
355 210

Electrical Ratings	Voltage, V ~	Current, A	Cross-Section	Voltage, V ~	Current, A	Cross-Section	Voltage, V ~	Current, A	Cross-Section	Voltage, V ~	Current, A	Cross-Section
CE (EN 60947-7-3)	500	6,3	6 mm²		6,3	6 mm²	500	10	4 mm²		10	4 mm²
UL	300	6,3	AWG 26-8		6,3	AWG 26-8	600	10	AWG 26-10		10	AWG 26-10
VDE (IEC 60947-7-1)												
CSA												
ATEX												

Connection Data												
Conductor cross section solid (min-max.)	0,2-10 mm²			0,2-10 mm²			0,2-6 mm²			0,2-6 mm²		
Conductor cross section stranded (min.-max.)	0,2-10 mm²			0,2-10 mm²			0,2-6 mm²			0,2-6 mm²		
2 conductors with same cross section, stranded, TWIN ferrules with plastic sleeve, (min-max.)	0,5-4 mm²			0,5-4 mm²			0,5-2,5 mm²			0,5-2,5 mm²		
AWG Conductor	AWG 24-8			AWG 24-8			AWG 24-10			AWG 24-10		
Insulation Stripping Length (min.-max.)	10-12 mm			10-12 mm			9-10 mm			9-10 mm		
Torque (min-max.)	0,8-1,2 Nm			0,8-1,2 Nm			0,5-0,8 Nm			0,5-0,8 Nm		
Screwdriver	IKT 3 (0,6x3,5)			IKT 3 (0,6x3,5)			IKT 3 (0,6x3,5)			IKT 3 (0,6x3,5)		

Ordering Data				Type	Cat.No.	Qty.				Type	Cat.No.	Qty.
				ASK 2 LD (24 AC)	351 219	25				ASK 3 MLD (24 AC)	355 219	30
				ASK 2 LD (24 DC)	351 229	25				ASK 3 MLD (24 DC)	355 229	30
				ASK 2 LD (48 AC)	351 319	25				ASK 3 MLD (48 AC)	355 319	30
				ASK 2 LD (48 DC)	351 329	25				ASK 3 MLD (48 DC)	355 329	30
				ASK 2 LD (110 AC)	351 519	25				ASK 3 MLD (110 AC)	355 519	30
				ASK 2 LD (110 DC)	351 529	25				ASK 3 MLD (110 DC)	355 529	30
				ASK 2 LD (220 AC)	351 619	25				ASK 3 MLD (220 AC)	355 619	30
				ASK 2 LD (220 DC)	351 629	25				ASK 3 MLD (220 DC)	355 629	30

End Plate	Type	Cat.No.	Qty.	Type	Cat.No.	Qty.		Type	Cat.No.	Qty.	Type	Cat.No.	Qty.
	NPP/ASK 2	450 049	25	NPP/ASK 2	450 049	25		NPP/ASK 3	450 059	10	NPP/ASK 3	450 059	10

Push-in Cross Connection								Type	Cat.No.	Qty.	Type	Cat.No.	Qty.
								UK 4/2	476 232	25	UK 4/2	476 232	25
								UK 4/3	476 233	20	UK 4/3	476 233	20
								UK 4/4	476 234	15	UK 4/4	476 234	15

Technical Data												
Rated Impulse Voltage / Pollution severity	6/3			6/3				6/3			6/3	
Insulation material group / Gauge pin code according to IEC 60947-1	1/B5			1/B5				1/A4			1/A4	
Protection class / Protection conductor type	IP 20 / -			IP 20 / -				IP 20 / -			IP 20 / -	
Fuse / Fuse Type	G/5x20-5x25			G/5x20-5x25				G/5x20-5x25			G/5x20-5x25	
Marking Tags (Dekafix)												
See pages 326-333 for a list of Dekafix	DB 10/4			DB 5				DB 5, DB 10/6			DB 5, DB 10/6	

Package Quantity												
	50 pcs.			25 pcs.				30 pcs.			30 pcs.	

Screw Type Fuse Terminals

ASK 3 F

Width: 6,2 mm

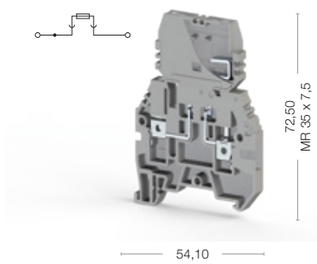

Cat No:

354 109
354 100

ASK 3 FLD

Width: 6,2 mm

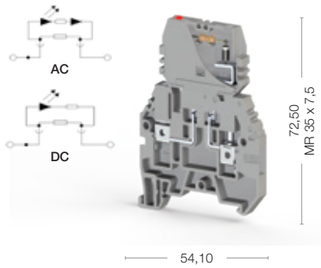

Cat No:

354 219
354 210

AVK 4 FS

Width: 8 mm

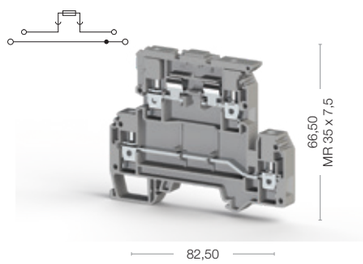

Cat No:

353 309
353 300

AVK 4 FSLD

Width: 8 mm

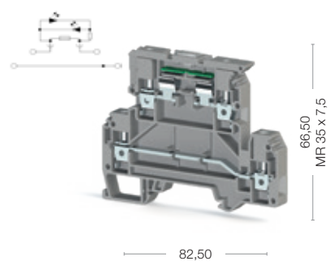

Cat No:

353 329
353 320

Electrical Ratings	Voltage, V ~	Current, A	Cross-Section	Voltage, V ~	Current, A	Cross-Section	Voltage, V ~	Current, A	Cross-Section	Voltage, V ~	Current, A	Cross-Section
CE (EN 60947-7-3)	500	10	4 mm²		10	4 mm²	500	32	4 mm²	24	32	4 mm²
UL	600	10	AWG 26-10		10	AWG 26-10	300	6,3/30	AWG 26-10	300	6,3/30	AWG 26-10
VDE (IEC 60947-7-1)												
CSA												
ATEX												

Connection Data												
Conductor cross section solid (min-max.)	0,2-6 mm²			0,2-6 mm²			0,2-6 mm²			0,2-6 mm²		
Conductor cross section stranded (min.-max.)	0,2-6 mm²			0,2-6 mm²			0,2-6 mm²			0,2-6 mm²		
2 conductors with same cross section, stranded, TWIN ferrules with plastic sleeve, (min-max.)	0,5-2,5 mm²			0,5-2,5 mm²			0,5-2,5 mm²			0,5-2,5 mm²		
AWG Conductor	AWG 24-10			AWG 24-10			AWG 24-10			AWG 24-10		
Insulation Stripping Length (min.-max.)	9-10 mm			9-10 mm			8-9 mm			8-9 mm		
Torque (min-max.)	0,5-0,8 Nm			0,5-0,8 Nm			0,5-1,0 Nm			0,5-1,0 Nm		
Screwdriver	IKT 3 (0,6x3,5)			IKT 3 (0,6x3,5)			IKT 3 (0,6x3,5)			IKT 3 (0,6x3,5)		

Ordering Data				Type	Cat.No.	Qty.					Type	Cat.No.	Qty.
				ASK 3 FLD (24 AC)	354 219	30					AVK 4 FSLD (110V AC/DC)	353 349	50
				ASK 3 FLD (24 DC)	354 229	30					AVK 4 FSLD (24V AC/DC)	353 329	50
				ASK 3 FLD (48 AC)	354 319	30					AVK 4 FSLD (220V AC/DC)	353 359	50
				ASK 3 FLD (48 DC)	354 329	30							
				ASK 3 FLD (110 AC)	354 519	30							
				ASK 3 FLD (110 DC)	354 529	30							
				ASK 3 FLD (220 AC)	354 619	30							
				ASK 3 FLD (220 DC)	354 629	30							

End Plate	Type	Cat.No.	Qty.	Type	Cat.No.	Qty.		Type	Cat.No.	Qty.	Type	Cat.No.	Qty.
	NPP/ASK 3	450 059	10	NPP/ASK 3	450 059	10		NPP/AVK 4 FS	450 209	10	NPP/AVK 4FS	450 209	10

Push-in Cross Connection	Type	Cat.No.	Qty.	Type	Cat.No.	Qty.		Type	Cat.No.	Qty.	Type	Cat.No.	Qty.
	UK 4/2	476 232	25	UK 4/2	476 232	25		UK 6/2	476 242	25	UK 6/2	476 242	25
	UK 4/3	476 233	20	UK 4/3	476 233	20		UK 6/3	476 243	20	UK 6/3	476 243	20
	UK 4/4	476 234	15	UK 4/4	476 234	15		UK 6/4	476 244	15	UK 6/4	476 244	15
								UK 6/10	476 249	5	UK 6/10	476 249	5

Technical Data				
Rated Impulse Voltage / Pollution severity	6/3	6/3	6/3	6/3
Insulation material group / Gauge pin code according to IEC 60947-1	1/A4	1/A4	1/A4	1/A4
Protection class / Protection conductor type	IP 20 / -	IP 20 / -	IP 20 / -	IP 20 / -
Fuse / Fuse Type	G/5x20-5x25	G/5x20-5x25	G/5x20-5x25	G/5x20-5x25
Marking Tags (Dekafix)				
See pages 326-333 for a list of Dekafix	DB 5, DB 10/6	DB 5, DB 10/6	D_NS 5x6, DB 5, DG 6/5	D-NS 5x10, DG 6/5, DB 5

Package Quantity				
	30 pcs.	30 pcs.	50 pcs.	50 pcs.

Screw Type Fuse Terminals

ASK 5

Width: 8 mm



ASK 5 LD

Width: 8 mm



	Cat No: 353 409 / 353 400			Cat No: 353 429 / 353 420		
Electrical Ratings	**Voltage, V ~**	**Current, A**	**Cross-Section**	**Voltage, V ~**	**Current, A**	**Cross-Section**
CE (EN 60947-7-3)	500	10	4 mm²		10	4 mm²
UL	300	10	AWG 26-10		10	AWG 26-10
VDE (IEC 60947-7-1)						
CSA						
ATEX						
Connection Data						
Conductor cross section solid (min-max.)	0,2-6 mm²			0,2-6 mm²		
Conductor cross section stranded (min.-max.)	0,2-6 mm²			0,2-6 mm²		
2 conductors with same cross section, stranded, TWIN ferrules with plastic sleeve, (min-max.)	0,5-2,5 mm²			0,5-2,5 mm²		
AWG Conductor	AWG 24-10			AWG 24-10		
Insulation Stripping Length (min.-max.)	8-9 mm			8-9 mm		
Torque (min-max.)	0,5-0,8 Nm			0,5-0,8 Nm		
Screwdriver	IKT 3 (0,6x3,5)			IKT 3 (0,6x3,5)		
Ordering Data				**Type**	**Cat.No.**	**Qty.**
				ASK 5 LD 24V AC/DC	353 429	50
				ASK 5 LD 110V AC/DC	353 449	50
				ASK 5 LD 220V AC/DC	353 439	50
Push-in Cross Connection	**Type**	**Cat.No.**	**Qty.**	**Type**	**Cat.No.**	**Qty.**
	UK 6/2	476 242	25	UK 6/2	476 242	25
	UK 6/3	476 243	20	UK 6/3	476 243	20
	UK 6/4	476 244	15	UK 6/4	476 244	15
	UK 6/10	476 249	5	UK 6/10	476 249	5
Technical Data						
Rated Impulse Voltage / Pollution severity	6/3			6/3		
Insulation material group / Gauge pin code according to IEC 60947-1	1/A4			1/A4		
Protection class / Protection conductor type	IP 20 / -			IP 20 / -		
Fuse / Fuse Type	G/5x20-5x25			G/5x20-5x25		
Marking Tags (Dekafix)						
See pages 326-333 for a list of Dekafix	D_NS 8x10, DG 10/8			D_NS 8x10, DG 10/8		
Package Quantity						
	50 pcs.			50 pcs.		

Fuse Terminals for American Standards

ASK 4 S

Width: 10 mm

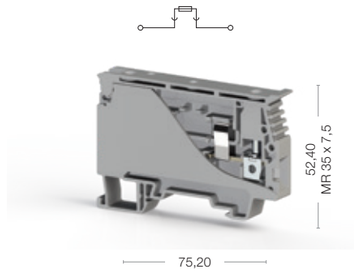

ASK 4 LD

Width: 10 mm



	Cat No: 351 129 / 351 120			Cat No: 351 719 / 351 710		
Electrical Ratings	**Voltage, V ~**	**Current, A**	**Cross-Section**	**Voltage, V ~**	**Current, A**	**Cross-Section**
CE (EN 60947-7-3)	750	6,3	6 mm²		6,3	6 mm²
UL	600	6,3	AWG 22-8		6,3	AWG 22-8
VDE (IEC 60947-7-1)						
CSA						
ATEX						
Connection Data						
Conductor cross section solid (min-max.)	0,34-10 mm²			0,34-10 mm²		
Conductor cross section stranded (min.-max.)	0,34-10 mm²			0,34-10 mm²		
2 conductors with same cross section, stranded, TWIN ferrules with plastic sleeve, (min-max.)	0,5-4 mm²			0,5-4 mm²		
AWG Conductor	AWG 22-8			AWG 22-8		
Insulation Stripping Length (min.-max.)	9-10 mm			9-10 mm		
Torque	0,5-0,8 Nm			0,5-0,8 Nm		
Screwdriver	IKT 3 (0,6x3,5)			IKT 3 (0,6x3,5)		
Ordering Data				**Type**	**Cat.No.**	**Qty.**
				ASK 4 LD (24 AC)	351 719	20
				ASK 4 LD (24 DC)	351 729	20
				ASK 4 LD (48 AC)	351 739	20
				ASK 4 LD (48 DC)	351 749	20
				ASK 4 LD (110 AC)	351 759	20
				ASK 4 LD (110 DC)	351 769	20
				ASK 4 LD (220 AC)	351 779	20
				ASK 4 LD (220 DC)	351 789	20
Technical Data						
Rated Impulse Voltage / Pollution severity	6/3			6/3		
Insulation material group / Gauge pin code according to IEC 60947-1	1/B5			1/B5		
Protection class / Protection conductor type	IP 20 / -			IP 20 / -		
Fuse / Fuse Type	63,5x31,75			63,5x31,75		
Marking Tags (Dekafix)						
See pages 326-333 for a list of Dekafix	D_NS 8x10, DG 10/8			D_NS 8x10, DG 10/8		
Package Quantity						
	20 pcs.			20 pcs.		

Double Level Electronic Terminals

WG - EKİ



From reverse current protection to lamp test circuit, you can select among 20 ready to use circuits of WG EKI-N, or choose the empty one and apply your own circuit. There are many choices with different number of contacts and housing type suitable for your needs. Spring clamp connections speed up the cable installations whereas plug-in cross connectors provides easy and safe connection. New WG EKI-N series terminal blocks can be labeled by using plotter or thermal marking systems.

Electrical Ratings	
Terminal Current	10 A
Diode Voltage	1000 V
Diode Current	1 A

Connection Data	
Solid Strand, Screw Connection	0,8 - 4 mm²
Fine Strand, Screw Connection	0,8 - 2,5 mm²
AWG Conductor	AWG 28 - 12
Terminal Width	6,2 mm
Terminal Lengh	100,5 mm

Sch. Cir. Dia.	Input Voltage	Circuit Type	Cat. No.
1	-	Reverse Current Protection	110 010N
2	-	Reverse Current Protection	110 020N
3	-	Reverse Current Protection	110 030N
4	-	Reverse Current Protection	110 040N
5	-	Lamp / Test Circuit	110 050N
6	-	Lamp / Test Circuit	110 060N
7	-	Reverse Current Protection	110 070N
8	-	Reverse Current Protection	110 080N
9	-	Lamp / Test Circuit	110 090N
10	-	Lamp / Test Circuit	110 100N
11	-	Lamp / Test Circuit	110 110N
12	24VAC/DC	Lamp / Test Circuit	110 120N
13	24VAC/DC	Lamp / Test Circuit	110 130N
14	24VDC	Voltage Indicator	110 140N
14	110VDC	Voltage Indicator	110 150N
14	220VDC	Voltage Indicator	110 160N
15	24VDC	Voltage Indicator	110 170N
15	110VDC	Voltage Indicator	110 180N
15	220VDC	Voltage Indicator	110 190N
16	24VDC	Voltage Indicator + Flyback Diode	110 200N
17	24VDC	Voltage Indicator + Flyback Diode	110 210N
18	24VAC/DC	Voltage Indicator	110 270N
18	48VAC/DC	Voltage Indicator	110 280N
18	110VAC/DC	Voltage Indicator	110 290N
18	220VAC/DC	Voltage Indicator	110 300N
19	24VAC/DC	Voltage Indicator + Rectifier	110 310N
19	110VAC/DC	Voltage Indicator + Rectifier	110 320N
19	220VAC/DC	Voltage Indicator + Rectifier	110 330N
20	-	Terminal with Cross Connection	110 380N
21	24VAC/DC	Voltage Divider	110 410N

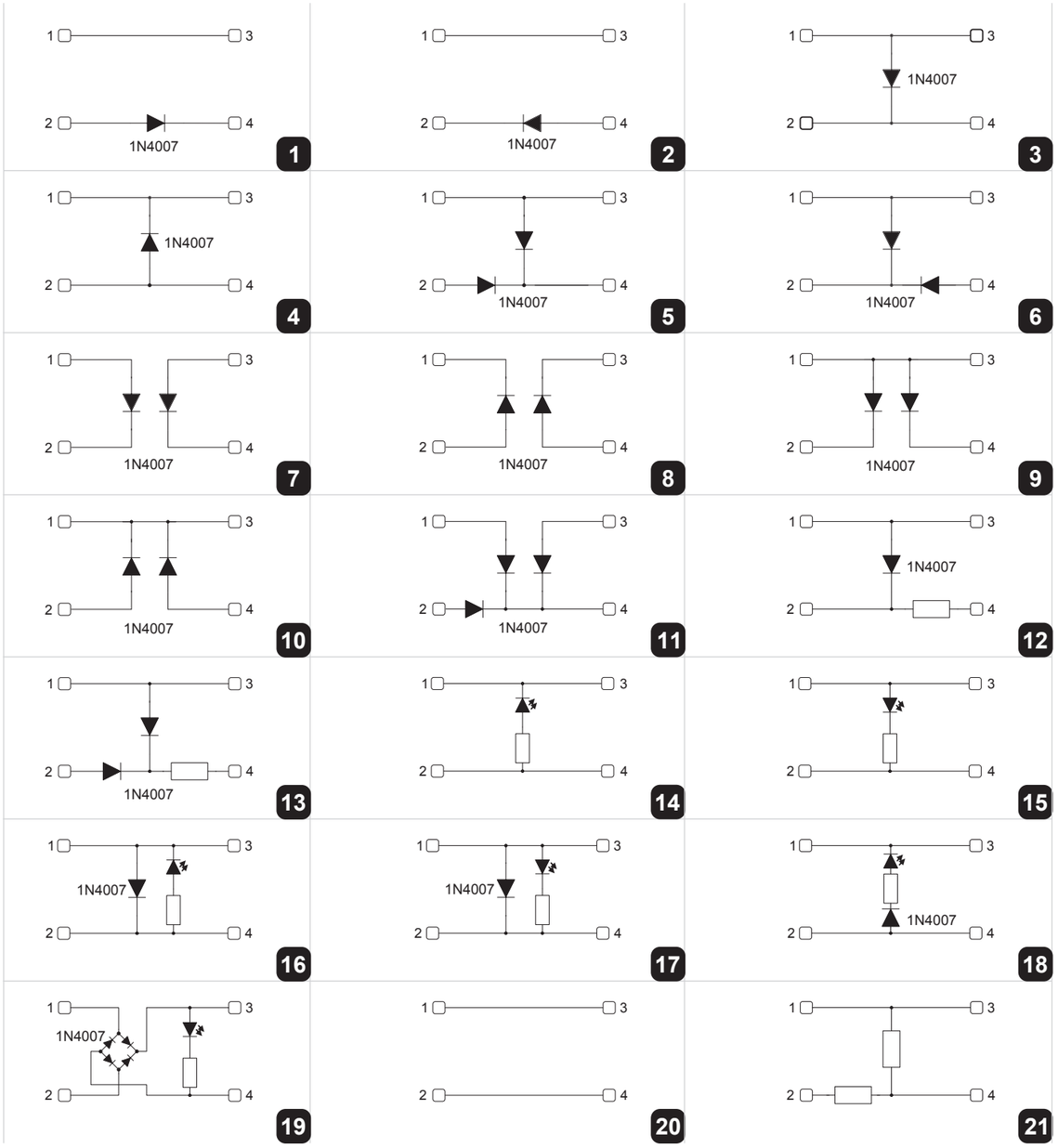

Accessories and Components	End Plate	Plug-in Bridge 2 Holes	Plug-in Bridge 3 Holes	Plug-in Bridge 4 Holes	Plug-in Bridge 5 Holes	Plug-in Bridge 10 Holes	DG 6/5 Label	DB 5 Label	11.2 Strip Label
Cat. No.	450389	470112	470113	470114	470115	470119	505330	505850	1020100
Qty.	10	25	20	15	10	5	440	500	1

Easy Mounting of PYK Series Terminals

Solid/stranded cables(with ferrules) are connected to the terminal just by pushing-in,without the need to use a screwdriver. The patented design of its spring provides fast and safe connection in heavily vibrating environments.



PYK Series Disconnect Terminals

Knife Disconnect System, enables Practical Spring Clamp Disconnect Terminals to switch energy in the system. Marking can be done with marking strip printed on Thermal printer, using Klemark Software.

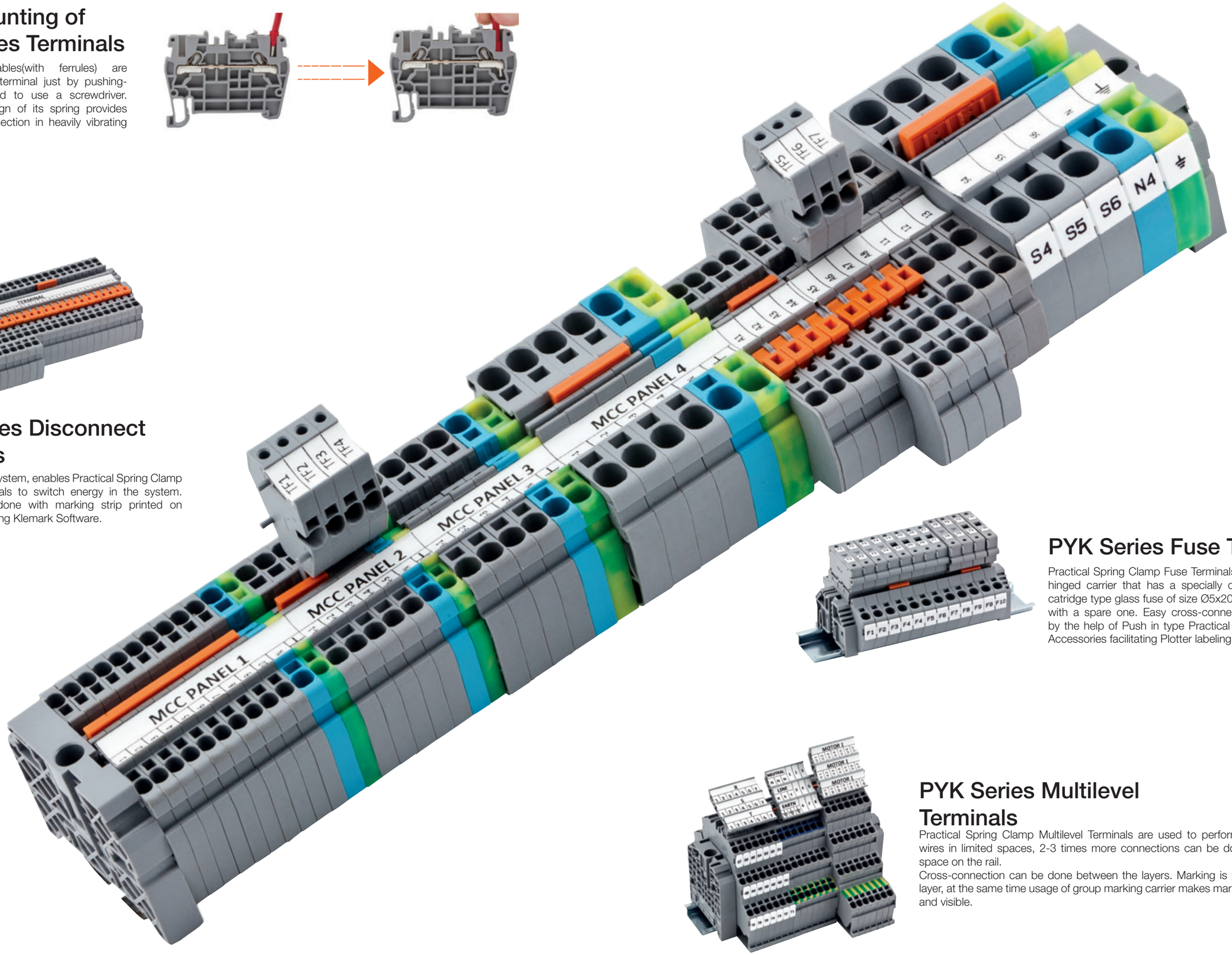

PYK Series Fuse Terminals

Practical Spring Clamp Fuse Terminals has a sliding type hinged carrier that has a specially designed space for catridge type glass fuse of size Ø5x20 or Ø5x25 together with a spare one. Easy cross-connection can be done by the help of Push in type Practical Cross Connection. Accessories facilitating Plotter labeling are available.

PYK Series Multilevel Terminals

Practical Spring Clamp Multilevel Terminals are used to perform connection of wires in limited spaces, 2-3 times more connections can be done at the same space on the rail.

Cross-connection can be done between the layers. Marking is possible at each layer, at the same time usage of group marking carrier makes marking even clearer and visible.

PYK Series Terminals



PYK Series Practical Spring Clamp Terminals provide 16 mm² cross-section range. Screwdriver is not necessary to install wire into the terminal block. Are suitable for usage with or without ferrules. So that to make connection, it is enough to push the cable into the terminal, PYK series provides more practical mounting. Terminals accessories like End Plates and Cross Connections, make the mounting process faster like in Test Terminals. Special Marking solutions for each cross section can be provided by Plotter labeling and with marking strip printed on Thermal printer, using Klemark Software. PYK Test Terminals, produced with the test and control aim, can be labeled with thermal marking strips and standard Dekafix markings.



PYKM Series Practical spring clamp mini Terminals, mounted on MR 15*5,5 rail, provide both feed-through and Earth terminals.These terminals can be connected to each other when mounted on the din rail and have safe connection. Practical Spring Clamp mini Terminals enable fast solutions on narrow spaces. Marking solutions are available with Thermal Printer labeling and Plotter labeling.



PYK Series Earth Terminals provides 16 mm² cross-section range. Screwdriver is not necessary to mount the terminal block on the rail. Mounting is more time-saving and practical. Yellow-Green color of the insulation body provides easy identification out of other Terminals. Side-by-side mounting on DIN-Rail with feed-through terminals for same cross-sections is possible with good visual effect. Special Marking solutions for each cross section can be provided by Plotter labeling and with marking strip printed on Thermal printer, using Klemark Software.





PYKMR Series Practical spring clamp mini Terminals, can be mounted on MR 35 rail, provide both feed-through and Earth terminals. These terminals can be connected to each other when mounted on the din rail and have safe connection. Practical Spring Clamp mini Terminals enable fast solutions on narrow spaces. Marking solutions are available with Thermal Printer labeling and Plotter labeling.

Practical Spring Clamp Terminals

PYK 1,5

Width: 4,2 mm

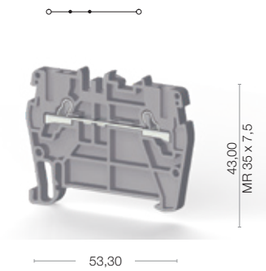

Cat No:

307 009
307 000

PYK 1,5 M

Width: 4,2 mm

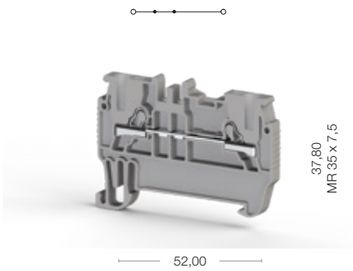

Cat No:

307 019
307 010

PYK 2,5

Width: 5 mm

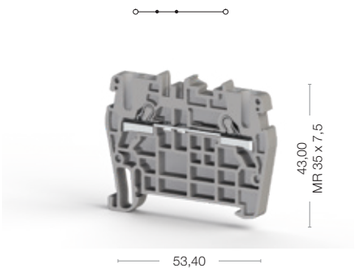

Cat No:

307 109RP
307 100RP

PYK 4

Width: 6 mm



Cat No:

307 119RP
307 110RP

PYK 6

Width: 8 mm



Cat No:

307 129
307 120

Electrical Ratings	Voltage, V ~	Current, A	Cross-Section	Voltage, V ~	Current, A	Cross-Section	Voltage, V ~	Current, A	Cross-Section	Voltage, V ~	Current, A	Cross-Section	Voltage, V ~	Current, A	Cross-Section
CE (EN 60947-7-1)	800	17,5	1,5 mm²	800	17,5	1,5 mm²	800	24	2,5 mm²	800	32	4 mm²	800	41	6 mm²
UL							600	20	AWG 22-12	600	30	AWG 22-10	600	35	AWG 20-8
VDE (IEC 60947-7-1)							800	24	2,5 mm²	800	32	4 mm²			
CSA															
ATEX				500	15		800	24		800	32		800	39	

Connection Data															
Conductor cross section solid (min-max.)	0,34-2,5 mm²			0,34-2,5 mm²			0,34-4 mm²			0,34-6 mm²			0,5-10 mm²		
Conductor cross section stranded (min.-max.)	0,34-1,5 mm²			0,34-1,5 mm²			0,34-2,5 mm²			0,25-4 mm²			0,5-6 mm²		
2 conductors with same cross section, stranded, TWIN ferrules with plastic sleeve	0,5 mm²			0,5 mm²			0,5 mm²			1,0 mm²			1,5 mm²		
AWG Conductor	AWG 22-14			AWG 22-14			AWG 22-12			AWG 22-10			AWG 20-8		
Insulation Stripping Length (min.-max.)	9-10 mm			9-10 mm			9-10 mm			9-10 mm			11-13 mm		
Screwdriver	KT 1 (0,4x2,5)			KT 1 (0,4x2,5)			KT 1 (0,4x2,5)			KT 2 (0,5x3,0)			KT 3 (0,6x3,5)		

End Plate	Type	Cat.No.	Qty.	Type	Cat.No.	Qty.	Type	Cat.No.	Qty.	Type	Cat.No.	Qty.	Type	Cat.No.	Qty.
	NPP/PYK 1,5	446 449	100	NPP/PYK 1,5 M	446 639	100	NPP PYK 2,5	446 449	100	NPP/PYK 4	446 459	100	NPP/PYK 6	446 469	50

Partition Plate	Type	Cat.No.	Qty.	Type	Cat.No.	Qty.	Type	Cat.No.	Qty.	Type	Cat.No.	Qty.	Type	Cat.No.	Qty.
	APP PYK 1,5 M	463 180	25	APP PYK 1,5 M	463 180	25	APP/PYK 1,5-2,5-4	463 180	25	APP PYK 4	463 180	25	APP PYK 6	463 190	25

Push-in Cross Connection	Type	Cat.No.	Qty.	Type	Cat.No.	Qty.	Type	Cat.No.	Qty.	Type	Cat.No.	Qty.	Type	Cat.No.	Qty.
	UK 1,5/2	476 602	25	UK 1,5/2	476 602	25	UK 2,5/2	476 222	25	UK 4/2	476 232	25	UK 6/2	476 242	25
	UK 1,5/3	476 603	20	UK 1,5/3	476 603	20	UK 2,5/3	476 223	20	UK 4/3	476 233	20	UK 6/3	476 243	20
	UK 1,5/4	476 604	15	UK 1,5/4	476 604	15	UK 2,5/4	476 224	15	UK 4/4	476 234	15	UK 6/4	476 244	15
	UK 1,5/10	476 609	5	UK 1,5/10	476 609	5	UK 2,5/10	476 229	5	UK 4/10	476 239	5	UK 6/10	476 249	5

Technical Data						
Rated Impulse Voltage / Pollution severity	8/3	8/3	8/3	8/3	8/3
Insulation material group / Gauge pin code according to IEC 60947-1	1/A1-B1	1/A1-B1	1/A3	1/A4	1/A5
Protection class / Protection conductor type	IP 20 / -	IP 20 / -	IP 20 / -	IP 20 / -	IP 20 / -
Marking Tags (Dekafix)					
See pages 326-333 for a list of Dekafix	SLF-P1 W, DB 10/4, SLF-P2 W, D-NS 4,2x6	SLF-P1 W, DB 10/4, SLF-P2 W, D-NS 4,2x6	D_NS 5x10, SLF-P2 W , DB 10/5, DG 10/5	"D_NS 6x10, SLF-P2 W, DB 10/6, DG 10/6, DG 10/6T, SLF-P1 W	D_NS 8x10, SLF-P2 W , DG 10/8, SLF-P1 W
Package Quantity					
	80 pcs.	100 pcs.	100 pcs.	80 pcs.	60 pcs.

Color							
Color code is the last digit of the order number							
Blue	Green	Yellow	Red	Black	White	Orange	Brown
1	2	3	4	5	6	7	8

Practical Spring Clamp Terminals

PYK 10

Width: 10 mm



PYK 16

Width: 12 mm



	PYK 10			PYK 16		
	Cat No:			Cat No:		
	307 139 307 130			307 659 307 650		
Electrical Ratings	**Voltage, V ~**	**Current, A**	**Cross-Section**	**Voltage, V ~**	**Current, A**	**Cross-Section**
CE (EN 60947-7-1)	800	57	10 mm²	1000	76	16 mm²
UL	600	55	AWG 20-6			
VDE (IEC 60947-7-1)						
CSA						
ATEX	800	50				
Connection Data						
Conductor cross section solid (min-max.)	0,5-16 mm²			0,5-25 mm²		
Conductor cross section stranded (min.-max.)	0,5-10 mm²			0,5-16 mm²		
2 conductors with same cross section, stranded, TWIN ferrules with plastic sleeve	4 mm²			4 mm²		
AWG Conductor	AWG 20-6			AWG 20-4		
Insulation Stripping Length (min.-max.)	13-15 mm			16-18 mm		
Screwdriver	KT 4 (0,8x4,0)			KT 4 (0,8x4,0)		
End Plate	**Type**	**Cat.No.**	**Qty.**	**Type**	**Cat.No.**	**Qty.**
	NPP/PYK 10	446 479	50	NPP/PYK 16	450 419	25
Partition Plate	**Type**	**Cat.No.**	**Qty.**			
	APP PYK 10	463 200	25			
Push-in Cross Connection	**Type**	**Cat.No.**	**Qty.**	**Type**	**Cat.No.**	**Qty.**
	UK 10/2	476 252	25	UK 16/2	470 142	25
	UK 10/3	476 253	20	UK 16/3	470 143	20
	UK 10/4	476 254	15	UK 16/4	470 144	15
	UK 10/10	476 259	5	UK 16/5	470 145	10
Technical Data						
Rated Impulse Voltage / Pollution severity	8/3			8/3		
Insulation material group / Gauge pin code according to IEC 60947-1	1/B6			1/B7		
Protection class / Protection conductor type	IP 20 / -			IP 20 / -		
Marking Tags (Dekafix)						
See pages 326-333 for a list of Dekafix	D_NS 10x10, SLF-P2 W, DG 10/10, SLF-P1 W			D_NS 12x10, DG 10/10, SLF-P1 W		
Package Quantity						
	50 pcs.			30 pcs.		

Color							
Color code is the last digit of the order number							
Blue	Green	Yellow	Red	Black	White	Orange	Brown
1	2	3	4	5	6	7	8

Practical Spring Clamp Earth Terminals

PYK 1,5 MT

Width: 4,2 mm



Cat No:

336 440

PYK 1,5 T

Width: 4,2 mm



Cat No:

336 490

PYK 2,5 T

Width: 5 mm



Cat No:

336 500

PYK 4 T

Width: 6 mm



Cat No:

336 510

Electrical Ratings	Voltage, V ~	Current, A	Cross-Section	Voltage, V ~	Current, A	Cross-Section	Voltage, V ~	Current, A	Cross-Section	Voltage, V ~	Current, A	Cross-Section
CE (EN 60947-7-2)			1,5 mm²			1,5 mm²			2,5 mm²			4 mm²
UL									AWG 22-12			AWG 22-10
VDE (IEC 60947-7-2)									2,5 mm²			4 mm²
CSA												
ATEX							800			800		

Connection Data												
Conductor cross section solid (min-max.)	0,34-2,5 mm²			0,34-2,5 mm²			0,34-4 mm²			0,34-6 mm²		
Conductor cross section stranded (min.-max.)	0,34-1,5 mm²			0,34-1,5 mm²			0,34-2,5 mm²			0,25-4 mm²		
2 conductors with same cross section, stranded, TWIN ferrules with plastic sleeve	0,5 mm²			0,5 mm²			0,5 mm²			1 mm²		
AWG Conductor	AWG 22-14			AWG 22-14			AWG 22-12			AWG 22-10		
Insulation Stripping Length (min.-max.)	9-10 mm			9-10 mm			9-10 mm			9-10 mm		
Screwdriver	KT 1 (0,4x2,5)			KT 1 (0,4x2,5)			KT 1 (0,4x2,5)			KT 2 (0,5x3,0)		

End Plate	Type	Cat.No.	Qty.	Type	Cat.No.	Qty.	Type	Cat.No.	Qty.	Type	Cat.No.	Qty.
	NPP/PYK 1,5 MT	446 632 T	100	NPP/PYK 1,5 T	446 442 T	10	NPP/PYK 2,5 T	446 442 T	10	NPP/PYK 4 T	446 452 T	10

Technical Data				
Rated Impulse Voltage / Pollution severity	8/3	8/3	8/3	8/3
Insulation material group / Gauge pin code according to IEC 60947-1	1/A1-B1	1/A1-B1	1/A3	1/A4
Protection class / Protection conductor type	IP 20 / PE	IP 20 / PE	IP 20 / PE	IP 20 / PE
Marking Tags (Dekafix)				
See pages 326-333 for a list of Dekafix	D_NS 4,2x6, DB 6/4, SLF-P1 W	D_NS 4,2x6, DB 6/4, SLF-P1 W	D_NS 5x10, SLF-P2 W , DB 10/5, DG 10/5, DG 10/5T, SLF-P1 W	D_NS 6x10, SLF-P2 W , DB 10/5, DG 10/5, DG 10/5T, SLF-P1 W

Package Quantity				
	100 pcs.	100 pcs.	50 pcs.	50 pcs.

Practical Spring Clamp Earth Terminals

PYK 6 T

Width: 8 mm

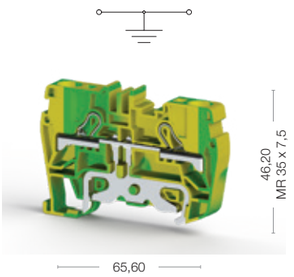

Cat No:

336 520

PYK 10 T

Width: 10 mm



Cat No:

336 530

PYK 16 T

Width: 12 mm

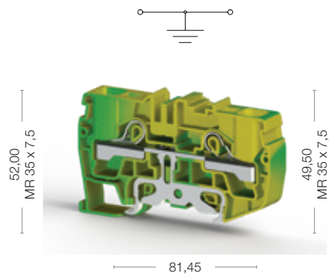

Cat No:

336 640

PYK Test

Width: 5 mm



Cat No:

498 559
498 550

Electrical Ratings	Voltage, V ~	Current, A	Cross-Section	Voltage, V ~	Current, A	Cross-Section	Voltage, V ~	Current, A	Cross-Section	Voltage, V ~	Current, A	Cross-Section
CE (EN 60947-7-2)			6 mm²			10 mm²			16 mm²	250	17,5	1,5 mm²
UL	600		AWG 20-8	600		AWG 20-6				300	15	AWG 22-14
VDE (IEC 60947-7-2)												
CSA												
ATEX												

Connection Data				
Conductor cross section solid (min-max.)	0,5-10 mm²	0,5-16 mm²	0,5-25 mm²	0,34-2,5 mm²
Conductor cross section stranded (min.-max.)	0,5-6 mm²	0,5-10 mm²	0,5-16 mm²	0,34-1,5 mm²
2 conductors with same cross section, stranded, TWIN ferrules with plastic sleeve	1,5 mm²	4 mm²	4 mm²	0,5 mm²
AWG Conductor	AWG 20-8	AWG 20-6	AWG 20-4	AWG 22-14
Insulation Stripping Length (min.-max.)	11-13 mm	13-15 mm	16-18 mm	9-10 mm
Screwdriver	KT 3 (0,6x3,5)	KT 4 (0,8x4,0)	KT 4 (0,8x4,0)	KT 1 (0,4x2,5)

End Plate	Type	Cat.No.	Qty.	Type	Cat.No.	Qty.	Type	Cat.No.	Qty.	Type	Cat.No.	Qty.
	NPP/PYK 6 T	446 462 T	10	NPP/PYK 10 T	446 472 T	10	NPP/PYK 16 T	450 412 T	25	PYK TEST A	498 659	25

Technical Data				
Rated Impulse Voltage / Pollution severity	8/3	8/3	8/3	8/3
Insulation material group / Gauge pin code according to IEC 60947-1	1/A5	1/B6	1/B7	1/A1-B1
Protection class / Protection conductor type	IP 20 / PE	IP 20 / PE	IP 20 / PE	IP 20 / -
Marking Tags (Dekafix)				
See pages 326-333 for a list of Dekafix	D_NS 8x10, SLF-P2 W, DG 10/8, SLF-P1 W	D_NS 10x10, SLF-P2 W, DG 10/10, SLF-P1 W	D_NS 12x10, DG 10/10, SLF-P1 W	

Package Quantity				
	60 pcs.	25 pcs.	30 pcs.	25 pcs.

Used for Terminals	
307 109	PYK 2,5
307 119	PYK 4
307 229	PYK 4 E
307 169	PYK 2,5 A
307 219	PYK 2,5 CCA
307 389	PYK 2,5 C
307439	PYK 2,5 E
304 200	AVK 2,5 RD
304 210	AVK 4 RD

PYK test terminals, which minimize the time needed for test and control connections, can be marked with Standard marking tags and thermal printer labels. PYK test terminals, being as a group together, Terminals can be used with PYK 2,5 terminals. When PYK Test A plates are added to Test terminals, the Terminals can be used with PYK 4 terminals.

PYKMR Series Mini Terminals

PYKMR 2,5

Width: 5 mm



Cat No:

307 499
307 490

PYKM 2,5

Width: 5 mm



Cat No:

307 399
307 390

PYKM 2,5 T

Width: 5 mm



Cat No:

336 430

Electrical Ratings	Voltage, V ~	Current, A	Cross-Section	Voltage, V ~	Current, A	Cross-Section		Voltage, V ~	Current, A	Cross-Section
CE (EN 60947-7-1 / EN 60947-7-2)	800	24	2,5 mm²	800	24	2,5 mm²				2,5 mm²
UL				600	20	AWG 22-12				AWG 22-12
VDE (IEC 60947-7-1)										
CSA										
ATEX										
Connection Data										
Conductor cross section solid (min-max.)	0,34-4 mm²			0,34-4 mm²				0,34-4 mm²		
Conductor cross section stranded (min.-max.)	0,34-2,5 mm²			0,34-2,5 mm²				0,34-2,5 mm²		
2 conductors with same cross section, stranded, TWIN ferrules with plastic sleeve	0,5 mm²			0,5 mm²				0,5 mm²		
AWG Conductor	AWG 22-12			AWG 22-12				AWG 22-12		
Insulation Stripping Length (min.-max.)	9-10 mm			9-10 mm				9-10 mm		
Screwdriver	KT 1 (0,4x2,5)			KT 1 (0,4x2,5)				KT 1 (0,4x2,5)		
End Plate	**Type**	**Cat.No.**	**Qty.**	**Type**	**Cat.No.**	**Qty.**		**Type**	**Cat.No.**	**Qty.**
Grey	NPP1 PYKMR 2,5	446 589	100	NPP1 PYKM 2,5	446 589	100				
Grey	NPP2 PYKMR 2,5	446 599	100	NPP2 PYKM 2,5	446 599	100				
Yellow- Green								NPP1 PYKM 2,5T	446 582 T	25
Yellow- Green								NPP2 PYKM 2,5T	446 592 T	25
Technical Data										
Rated Impulse Voltage / Pollution severity	8/3			8/3				8/3		
Insulation material group / Gauge pin code according to IEC 60947-1	1/A3			1/A3				1/A3		
Protection class / Protection conductor type	IP 20 / -			IP 20 / -				IP 20 / PE		
Marking Tags (Dekafix)										
See pages 326-333 for a list of Dekafix	D_NS 5x6, DB 5, DB 10/5, DG 6/5, DG 10/5T, SLF-P1 W			D_NS 5x6, DB 5, DB 10/5, DG 6/5, DG 10/5T, SLF-P1 W				D_NS 5x6, DB 5, DB 10/5, DG 6/5, DG 10/5T, SLF-P1 W		
Package Quantity										
	50 pcs.			50 pcs.				50 pcs.		

PYK Series Multilevel Rail Terminals



Double Deck Practical Spring Terminals are available in 2,5 - 4 mm cross section range. Double wiring density available without extension of mounting rails. Interconnection / shorting can be done at both layers. Group marking carrier is used to provide more visual marking in base layer. Special Marking solutions for each cross section can be provided by Thermal Printing and Plotter Labeling.













Multilevel Practical Spring Terminals make wiring more practical, reduce the installation costs and speed the wiring. Panels which exist switch lines & lightening, provide phase-neutral-Earth connection in one terminal. Are ideal for usage in industries where motors are working a lot, because of more practical wiring. Provide individual cross connections for each layer. Group marking carrier is used to provide more visual marking in base layer. Special Marking solutions for each cross section can be provided by Thermal Printing and Plotter Labeling.

Double - Deck Practical Spring Clamp Line Type Terminals

PYK 2,5 - M2F

Width: 5 mm

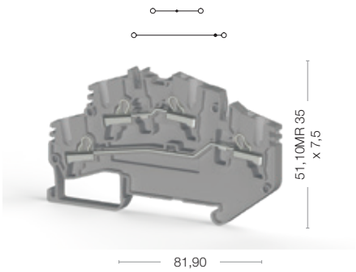

PYK 2,5 - M2FT

Width: 5 mm



PYK 4 - 2 FN

Width: 6 mm



PYK 2,5 - 2 F

Width: 5 mm

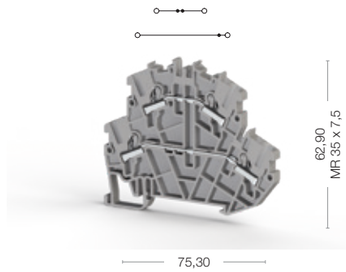

PYK 2,5 - 2 FK

Width: 5 mm

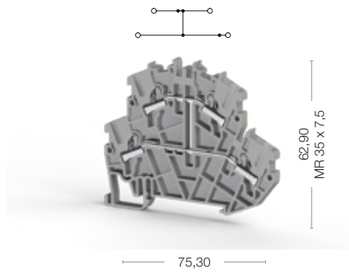

	PYK 2,5 - M2F			PYK 2,5 - M2FT			PYK 4 - 2 FN			PYK 2,5 - 2 F			PYK 2,5 - 2 FK		
Cat No:	307 699 307 690			307 709 307 700			307 579 307 570			307 179 307 170			307 239 307 230		
Electrical Ratings	**Voltage, V ~**	**Current, A**	**Cross-Section**	**Voltage, V ~**	**Current, A**	**Cross-Section**	**Voltage, V ~**	**Current, A**	**Cross-Section**	**Voltage, V ~**	**Current, A**	**Cross-Section**	**Voltage, V ~**	**Current, A**	**Cross-Section**
CE (EN 60947-7-1)	250	24	2,5 mm²	250	24	2,5 mm²	500	32	4 mm²	500	24	2,5 mm²	500	24	2,5 mm²
UL										300	20	AWG 22-12	300	20	AWG 20-12
VDE (IEC 60947-7-1)															
CSA															
ATEX										500	21				
Connection Data															
Conductor cross section solid (min-max.)	0,34-4 mm²			0,34-4 mm²			0,34-6 mm²			0,34-4 mm²			0,34-4 mm²		
Conductor cross section stranded (min.-max.)	0,34-2,5 mm²			0,34-2,5 mm²			0,25-4 mm²			0,34-2,5 mm²			0,34-2,5 mm²		
2 conductors with same cross section, stranded, TWIN ferrules with plastic sleeve	0,5 mm²			0,5 mm²			1 mm²			0,5 mm²			0,5 mm²		
AWG Conductor	AWG 22-12			AWG 22-12			AWG 22-10			AWG 22-12			AWG 22-12		
Insulation Stripping Length (min.-max.)	9-10 mm			9-10 mm			9-10 mm			9-10 mm			9-10 mm		
Screwdriver	KT 1 (0,4x2,5)			KT 1 (0,4x2,5)			KT 2 (0,5x3,0)			KT 1 (0,4x2,5)			KT 1 (0,4x2,5)		
End Plate	**Type**	**Cat.No.**	**Qty.**	**Type**	**Cat.No.**	**Qty.**	**Type**	**Cat.No.**	**Qty.**	**Type**	**Cat.No.**	**Qty.**	**Type**	**Cat.No.**	**Qty.**
	NPP PYK 2,5-M2F	450 439	10	NPP PYK 2,5-M2FT	450 429	30	NPP PYK 4-2 FN	446 669	25	NPP PYK 2,5-2 F	446 519	10	NPP PYK 2,5-2 FK	446 519	10
Cross Connection	**Type**	**Cat.No.**	**Qty.**	**Type**	**Cat.No.**	**Qty.**	**Type**	**Cat.No.**	**Qty.**	**Type**	**Cat.No.**	**Qty.**	**Type**	**Cat.No.**	**Qty.**
	UK 2,5/2	476 222	25	UK 2,5/2	476 222	25	UK 4/2	476 232	25	UK 2,5/2	476 222	25	UK 2,5/2	476 222	25
	UK 2,5/3	476 223	20	UK 2,5/3	476 223	20	UK 4/3	476 233	20	UK 2,5/3	476 223	20	UK 2,5/3	476 223	20
	UK 2,5/4	476 224	15	UK 2,5/4	476 224	15	UK 4/4	476 234	15	UK 2,5/4	476 224	15	UK 2,5/4	476 224	15
	UK 2,5/10	476 229	5	UK 2,5/10	476 229	5	UK 4/10	476 239	5	UK 2,5/10	476 229	5	UK 2,5/10	476 229	5
Technical Data															
Rated Impulse Voltage / Pollution severity	6/3			6/3			6/3			6/3			6/3		
Insulation material group / Gauge pin code according to IEC 60947-1	1/A3			1/A3			1/A4			1/A3			1/A3		
Protection class / Protection conductor type	IP 20 / -			IP 20 / -			IP 20 / -			IP 20 / -			IP 20 / -		
Marking Tags (Dekafix)															
See pages 326-333 for a list of Dekafix	D_NS 5x10, DB 10/5, DG 10/5, DG 10/5T, SLF-P1 W			D_NS 5x10, DB 10/5, DG 10/5, DG 10/5T, SLF-P1 W			D_NS 6x10, DB 10/6, DG 10/6, DG 10/6T, SLF-P1 W			D_NS 5x10, SLF-P2 W, DB 10/5, DG 10/5, DG, 10/5T, SLF-P1 W			D_NS 5x10, SLF-P2 W, DB 10/5, DG 10/5, DG 10/5T, SLF-P1 W		
Package Quantity															
	30 pcs.			30 pcs.			25 pcs.			40 pcs.			40 pcs.		

Double - Deck Practical Spring Clamp Terminals

PYK 2,5 - 2 FLD

Width: 5 mm

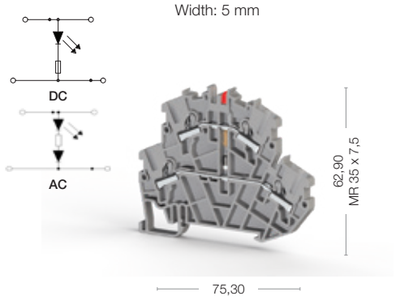

Cat No:

307 349
307 340

PYK 2,5 - 2 FD A

Width: 5 mm

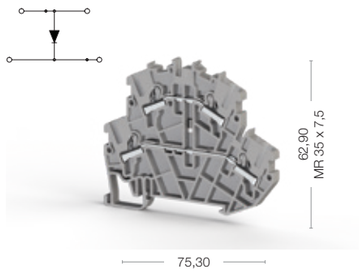

Cat No:

307 369
307 360

PYK 2,5 - 2 FD B

Width: 5 mm

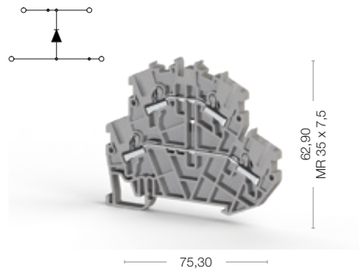

Cat No:

307 379
307 370

Electrical Ratings	Voltage, V ~	Current, A	Cross-Section	Voltage, V ~	Current, A	Cross-Section		Voltage, V ~	Current, A	Cross-Section
CE (EN 60947-7-1)		24	2,5 mm²	500	0,5	2,5 mm²		500	0,5	2,5 mm²
UL										
VDE (IEC 60947-7-1)										
CSA										
ATEX										

Connection Data										
Conductor cross section solid (min-max.)	0,34-4 mm²			0,34-4 mm²				0,34-4 mm²		
Conductor cross section stranded (min.-max.)	0,34-2,5 mm²			0,34-2,5 mm²				0,34-2,5 mm²		
2 conductors with same cross section, stranded, TWIN ferrules with plastic sleeve	0,5 mm²			0,5 mm²				0,5 mm²		
AWG Conductor	AWG 22-12			AWG 22-12				AWG 22-12		
Insulation Stripping Length (min.-max.)	9-10 mm			9-10 mm				9-10 mm		
Screwdriver	KT 1 (0,4x2,5)			KT 1 (0,4x2,5)				KT 1 (0,4x2,5)		
Ordering Data	**Type**	**Cat.No.**	**Qty.**							
	24V DC	307 349	40							
	220V AC	307 359	40							

Technical Data For Diode										
Diode Voltage				1000 V				1000 V		
Diode Current				1 A				1 A		
Diod				1 N 4007				1 N 4007		

End Plate	Type	Cat.No.	Qty.	Type	Cat.No.	Qty.		Type	Cat.No.	Qty.
	NPP PYK 2,5-2 FLD	446 519	10	NPP PYK 2,5-2 F	446 519	10		NPP PYK 2,5-2 F	446 519	10

Cross Connection	Type	Cat.No.	Qty.	Type	Cat.No.	Qty.		Type	Cat.No.	Qty.
	UK 2,5/2	476 222	25	UK 2,5/2	476 222	25		UK 2,5/2	476 222	25
	UK 2,5/3	476 223	20	UK 2,5/3	476 223	20		UK 2,5/3	476 223	20
	UK 2,5/4	476 224	15	UK 2,5/4	476 224	15		UK 2,5/4	476 224	15
	UK 2,5/10	476 229	5	UK 2,5/10	476 229	5		UK 2,5/10	476 229	5

Technical Data										
Rated Impulse Voltage / Pollution severity	6/3			6/3				6/3		
Insulation material group / Gauge pin code according to IEC 60947-1	1/A3			1/A3				1/A3		
Protection class / Protection conductor type	IP 20 / -			IP 20 / -				IP 20 / -		
Marking Tags (Dekafix)										
See pages 326-333 for a list of Dekafix	D_NS 5x10, SLF-P2 W, DB 10/5, DG 10/5, DG 10/5T, SLF-P1 W			D_NS 5x10, SLF-P2 W, DB 10/5, DG 10/5, DG 10/5T, SLF-P1 W				D_NS 5x10, SLF-P2 W, DB 10/5, DG 10/5, DG 10/5T, SLF-P1 W		

Package Quantity										
	40 pcs.			40 pcs.				40 pcs.		

Multilevel Practical Spring Clamp Terminals

PYK 2,5 - 3 F

Width: 5 mm

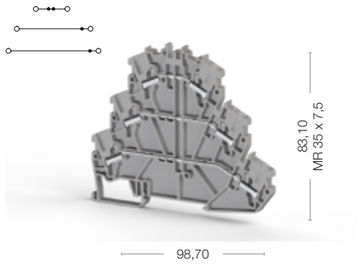

Cat No:

307 199
307 190

PYK 2,5 - 3 FK

Width: 5 mm

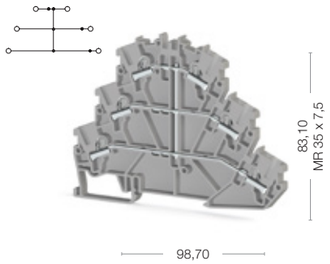

Cat No:

307 559
307 550

PYK 2,5 - 2 FT

Width: 5 mm

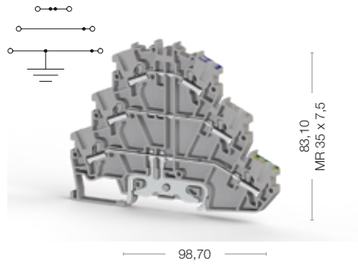

Cat No:

307 189
307 180

PYK 2,5 - 3 FT

Width: 5 mm

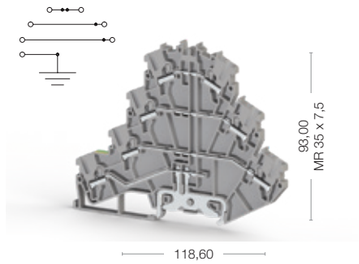

Cat No:

307 209
307 200

Electrical Ratings	Voltage, V ~	Current, A	Cross-Section	Voltage, V ~	Current, A	Cross-Section	Voltage, V ~	Current, A	Cross-Section	Voltage, V ~	Current, A	Cross-Section
CE (EN 60947-7-1 / EN 60947-7-2)	500	24	2,5 mm²	500	24	2,5 mm²	500	24	2,5 mm²	500	24	2,5 mm²
UL	300	20	AWG 22-12				300	20	AWG 22-12	300	20	AWG 22-12
VDE (IEC 60947-7-1)												
CSA												
ATEX	500	18					500	21		400	18	

Connection Data												
Conductor cross section solid (min-max.)	0,34-4 mm²			0,34-4 mm²			0,34-4 mm²			0,34-4 mm²		
Conductor cross section stranded (min.-max.)	0,34-2,5 mm²			0,34-2,5 mm²			0,34-2,5 mm²			0,34-2,5 mm²		
2 conductors with same cross section, stranded, TWIN ferrules with plastic sleeve	0,5 mm²			0,5 mm²			0,5 mm²			0,5 mm²		
AWG Conductor	AWG 22-12			AWG 22-12			AWG 22-12			AWG 22-12		
Insulation Stripping Length (min.-max.)	9-10 mm			9-10 mm			9-10 mm			9-10 mm		
Screwdriver	KT 1 (0,4x2,5)			KT 1 (0,4x2,5)			KT 1 (0,4x2,5)			KT 1 (0,4x2,5)		

End Plate	Type	Cat.No.	Qty.	Type	Cat.No.	Qty.	Type	Cat.No.	Qty.	Type	Cat.No.	Qty.
	NPP PYK 2,5-3 F	446 529	10	NPP PYK 2,5-3 FK	446 529	10	NPP PYK 2,5-2 FT	446 529	10	NPP PYK 2,5-3 FT	446 539	30

Cross Connection	Type	Cat.No.	Qty.	Type	Cat.No.	Qty.	Type	Cat.No.	Qty.	Type	Cat.No.	Qty.
	UK 2,5/2	476 222	25	UK 2,5/2	476 222	25	UK 2,5/2	476 222	25	UK 2,5/2	476 222	25
	UK 2,5/3	476 223	20	UK 2,5/3	476 223	20	UK 2,5/3	476 223	20	UK 2,5/3	476 223	20
	UK 2,5/4	476 224	15	UK 2,5/4	476 224	15	UK 2,5/4	476 224	15	UK 2,5/4	476 224	15
	UK 2,5/10	476 229	5	UK 2,5/10	476 229	5	UK 2,5/10	476 229	5	UK 2,5/10	476 229	5

Technical Data				
Rated Impulse Voltage / Pollution severity	6/3	6/3	6/3	6/3
Insulation material group / Gauge pin code according to IEC 60947-1	1/A3	1/A3	1/A3	1/A3
Protection class / Protection conductor type	IP 20 / -	IP 20 / -	IP 20 / -	IP 20 / -
Marking Tags (Dekafix)				
See pages 326-333 for a list of Dekafix	D_NS 5x10, SLF-P2 W, DB 10/5, DG 10/5, DG 10/5T, SLF-P1 W	D_NS 5x10, SLF-P2 W, DB 10/5, DG 10/5, DG 10/5T, SLF-P1 W	D_NS 5x10, SLF-P2 W, DB 10/5, DG 10/5, DG 10/5T, SLF-P1 W	D_NS 5x10, SLF-P2 W, DB 10/5, DG 10/5, DG 10/5T, SLF-P1 W

Package Quantity				
	30 pcs.	30 pcs.	30 pcs.	30 pcs.

PYK Series Sensor / Fuse and Disconnect / Disconnect Terminals

Practical Spring Clamp Fuse Terminals has a sliding type hinged carrier that has a specially designed space for catridge type glass fuse of size Ø 5x20 or Ø 5x25. Both sides of the terminals are closed and available for cross connection. Special Marking solutions can be provided by Plotter Labeling.



PYK series Disconnect Terminals enables to safely open-close the circuit , when the energy is on in the system. Can be marked with Thermal marking strip and cross-connected together with all other single-level terminals. Special Marking solutions can be provided by Thermal Printing and Plotter Labeling.

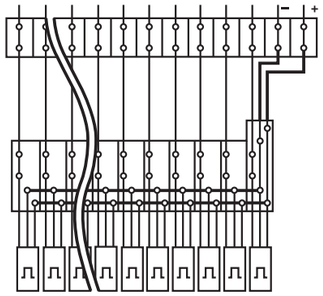





Practical Spring Terminals are making sensor connections, which are often used in industry, more practical and esthetic. All PYK series with single layer are available with marking strip printed on Thermal printer, using Klemark Software. Terminals can be used with NPN and PNP types of sensors. Special Marking solutions for each cross section can be provided by Thermal Printing and Plotter Labeling.

Practical Spring Clamp Sensor Terminals

PYK 3 S

Width: 5 mm

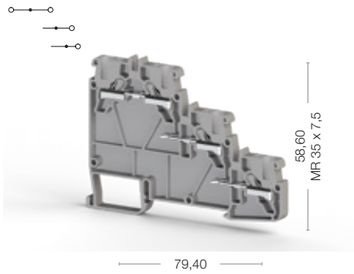

Cat No:

307 409
307 400

PYK 3 SLD (NPN)

Width: 5 mm

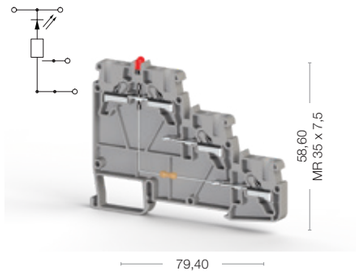

Cat No:

307 419
307 410

PYK 3 SLD (PNP)

Width: 5 mm

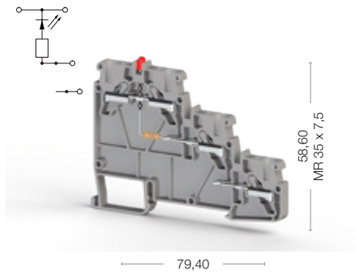

Cat No:

307 429
307 420

Electrical Ratings	Voltage, V ~	Current, A	Cross-Section	Voltage, V ~	Current, A	Cross-Section		Voltage, V ~	Current, A	Cross-Section
CE (EN 60947-7-1)	250	24	2,5 mm²	24	24	2,5 mm²		24	24	2,5 mm²
UL	300	20	AWG 22-12							
VDE (IEC 60947-7-1)										
CSA										
ATEX										

Connection Data									
Conductor cross section solid (min-max.)	0,34-4 mm²			0,34-4 mm²			0,34-4 mm²		
Conductor cross section stranded (min.-max.)	0,34-2,5 mm²			0,34-2,5 mm²			0,34-2,5 mm²		
2 conductors with same cross section, stranded, TWIN ferrules with plastic sleeve	0,5 mm²			0,5 mm²			0,5 mm²		
AWG Conductor	AWG 22-12			AWG 22-12			AWG 22-12		
Insulation Stripping Length (min.-max.)	9-10 mm			9-10 mm			9-10 mm		
Screwdriver	KT 1 (0,4x2,5)			KT 1 (0,4x2,5)			KT 1 (0,4x2,5)		

End Plate	Type	Cat.No.	Qty.	Type	Cat.No.	Qty.		Type	Cat.No.	Qty.
	NPP PYK 3 S	446 609	10	NPP PYK 3 S	446 609	10		NPP PYK 3 S	446 609	10

Cross Connection	Type	Cat.No.	Qty.	Type	Cat.No.	Qty.		Type	Cat.No.	Qty.
	UK 2,5/2	476 222	25	UK 2,5/2	476 222	25		UK 2,5/2	476 222	25
	UK 2,5/3	476 223	20	UK 2,5/3	476 223	20		UK 2,5/3	476 223	20
	UK 2,5/4	476 224	15	UK 2,5/4	476 224	15		UK 2,5/4	476 224	15
	UK 2,5/10	476 229	5	UK 2,5/10	476 229	5		UK 2,5/10	476 229	5

Technical Data				
Rated Impulse Voltage / Pollution severity	8/3	8/3		8/3
Insulation material group / Gauge pin code according to IEC 60947-1	1/A3	1/A3		1/A3
Protection class / Protection conductor type	IP 20 / -	IP 20 / -		IP 20 / -
Marking Tags (Dekafix)				
See pages 326-333 for a list of Dekafix	D_NS 5x10, SLF-P2 W, DB 10/5, DG 10/5, DG 10/5T	D_NS 5x10, SLF-P2 W, DB 10/5, DG 10/5, DG 10/5T		D_NS 5x10, SLF-P2 W, DB 10/5, DG 10/5, DG 10/5T

Package Quantity				
	20 pcs.	20 pcs.		20 pcs.

Practical Spring Clamp Fuse and Disconnect Terminals

PYK 4 S

Width: 8 mm

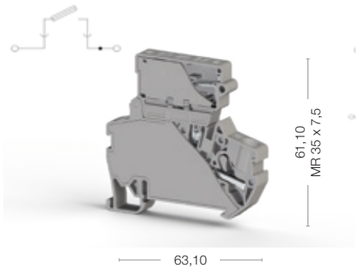

Cat No:

307 249
307 240

PYK 4 SLD

Width: 8 mm

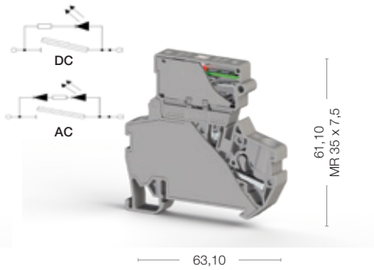

Cat No:

307 259
307 250

PYK 4 I

Width: 8 mm

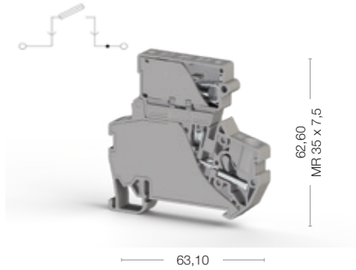

Cat No:

307 319
307 310

PYK 4 ILD

Width: 8 mm

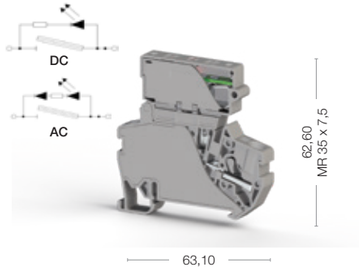

Cat No:

307 329
307 320

Electrical Ratings	Voltage, V ~	Current, A	Cross-Section	Voltage, V ~	Current, A	Cross-Section	Voltage, V ~	Current, A	Cross-Section	Voltage, V ~	Current, A	Cross-Section
CE (EN 60947-7-3)	500	10	4 mm²		10	4 mm²	500	10	4 mm²		10	4 mm²
UL	300	10	AWG 22-10		10	AWG 22-10	300	10	AWG 22-10		10	AWG 22-10
VDE (IEC 60947-7-3)												
CSA												
ATEX												
Connection Data												
Conductor cross section solid (min-max.)	0,34-6 mm²			0,34-6 mm²			0,34-6 mm²			0,34-6 mm²		
Conductor cross section stranded (min.-max.)	0,25-4 mm²			0,25-4 mm²			0,25-4 mm²			0,25-4 mm²		
2 conductors with same cross section, stranded, TWIN ferrules with plastic sleeve	1 mm²			1 mm²			1 mm²			1 mm²		
AWG Conductor	AWG 22-10			AWG 22-10			AWG 22-10			AWG 22-10		
Insulation Stripping Length (min.-max.)	9-10 mm			9-10 mm			9-10 mm			9-10 mm		
Screwdriver	KT 2 (0,5x3,0)			KT 2 (0,5x3,0)			KT 2 (0,5x3,0)			KT 2 (0,5x3,0)		
Ordering Data	Type	Cat.No.	Qty.	Type	Cat.No.	Qty.				Type	Cat.No.	Qty.
	PYK 4 S (5x20)	307 249	15	PYK 4 SLD (5x20)	307 259 (24V DC)	15				PYK 4 ILD	307 329 (24V DC)	15
	PYK 4 S (5x20)	307 240	15	PYK 4 SLD (5x20)	307 269 (220V AC)	15				PYK 4 ILD	307 339 (220V AC)	15
	PYK 4 S (5x25)	307 289	15	PYK 4 SLD (5x25)	307 299 (24V DC)	15						
	PYK 4 S (5x25)	307 280	15	PYK 4 SLD (5x25)	307 309 (220V AC)	15						
Push-in Cross Connection	Type	Cat.No.	Qty.	Type	Cat.No.	Qty.	Type	Cat.No.	Qty.	Type	Cat.No.	Qty.
	UK 6/2	476 242	25	UK 6/2	476 242	25	UK 6/2	476 242	25	UK 6/2	476 242	25
	UK 6/3	476 243	20	UK 6/3	476 243	20	UK 6/3	476 243	20	UK 6/3	476 243	20
	UK 6/4	476 244	15	UK 6/4	476 244	15	UK 6/4	476 244	15	UK 6/4	476 244	15
	UK 6/10	476 249	5	UK 6/10	476 249	5	UK 6/10	476 249	5	UK 6/10	476 249	5
Technical Data												
Rated Impulse Voltage / Pollution severity	6/3			6/3			6/3			6/3		
Insulation material group / Gauge pin code according to IEC 60947-1	1/A4			1/A4			1/A4			1/A4		
Protection class / Protection conductor type	IP 20 / -			IP 20 / -			IP 20 / -			IP 20 / -		
Fuse / Fuse Type	G/5x20-5x25			G/5x20-5x25			G/6,35x31,75			G/6,35x31,75		
Marking Tags (Dekafix)												
See pages 326-333 for a list of Dekafix	D_NS 8x10, SLF-P2 W, DB 5, DG 10/8			D_NS 8x10, SLF-P2 W, DB 5, DG 10/8			D_NS 8x10, SLF-P2 W, DB 5, DG 10/8			D_NS 8x10, SLF-P2 W, DB 5, DG 10/8		
Package Quantity												
	15 pcs.			15 pcs.			15 pcs.			15 pcs.		

Practical Spring Clamp Fuse and Disconnect Terminals

PYK 2,5 A

Width: 5 mm



PYK 2,5 EA

Width: 5 mm



PYK 2,5 CCA

Width: 5 mm



	PYK 2,5 A			PYK 2,5 EA				PYK 2,5 CCA		
	Cat No:			Cat No:				Cat No:		
	307 169 307 160			307 459 307 450				307 219 307 210		
Electrical Ratings	**Voltage, V ~**	**Current, A**	**Cross-Section**	**Voltage, V ~**	**Current, A**	**Cross-Section**		**Voltage, V ~**	**Current, A**	**Cross-Section**
CE (EN 60947-7-1)	400	20	2,5 mm²	400	16	2,5 mm²		400	16	2,5 mm²
UL	300	16	AWG 22-12					300	10	AWG 22-12
VDE (IEC 60947-7-1)										
CSA										
ATEX										
Connection Data										
Conductor cross section solid (min-max.)	0,34-4 mm²			0,34-4 mm²				0,34-4 mm²		
Conductor cross section stranded (min.-max.)	0,34-2,5 mm²			0,34-2,5 mm²				0,34-2,5 mm²		
2 conductors with same cross section, stranded, TWIN ferrules with plastic sleeve	0,5 mm²			0,5 mm²				0,5 mm²		
AWG Conductor	AWG 22-12			AWG 22-12				AWG 22-12		
Insulation Stripping Length (min.-max.)	9-10 mm			9-10 mm				9-10 mm		
Screwdriver	KT 1 (0,4x2,5)			KT 1 (0,4x2,5)				KT 1 (0,4x2,5)		
End Plate	**Type**	**Cat.No.**	**Qty.**	**Type**	**Cat.No.**	**Qty.**		**Type**	**Cat.No.**	**Qty.**
	NPP/PYK 2,5 A	446 509	100	NPP/PYK 2,5 EA	446 629	100		NPP/PYK 2,5 CCA	446 549	100
Push-in Cross Connection	**Type**	**Cat.No.**	**Qty.**	**Type**	**Cat.No.**	**Qty.**		**Type**	**Cat.No.**	**Qty.**
	UK 2,5/2	476 222	25	UK 2,5/2	476 222	25		UK 2,5/2	476 222	25
	UK 2,5/3	476 223	20	UK 2,5/3	476 223	20		UK 2,5/3	476 223	20
	UK 2,5/4	476 224	15	UK 2,5/4	476 224	15		UK 2,5/4	476 224	15
	UK 2,5/10	476 229	5	UK 2,5/10	476 229	5		UK 2,5/10	476 229	5
Technical Data										
Rated Impulse Voltage / Pollution severity	4/3			4/3				4/3		
Insulation material group / Gauge pin code according to IEC 60947-1	1/A3			1/A3				1/A3		
Protection class / Protection conductor type	IP 20 / -			IP 20 / -				IP 20 / -		
Marking Tags (Dekafix)										
See pages 326-333 for a list of Dekafix	D_NS 5x10, SLF-P2 W, DB 10/5, DG 10/5, DG 10/5T, SLF-P1 W			D_NS 5x10, SLF-P2 W, DB 10/5, DG 10/5, DG 10/5T, SLF-P1 W				D_NS 5x10, SLF-P2 W, DB 10/5, DG 10/5, DG 10/5T, SLF-P1 W		
Package Quantity										
	50 pcs.			60 pcs.				60 pcs.		

PYK Series Multi input/output Terminals

PYK Series One Input - Two Output
Two Input - Two Output Terminals





PYK Series Multi Input/Output Terminals make wiring more practical,reduce the installation costs where double and multilevel terminals cannot be used in the panels. Marking is available with all single layer PYK type terminals,Terminals can be used with test terminals and cross connection is available.Have same features in Earth terminals with same cross sections. Special Marking solutions for each cross section can be provided by Thermal Printing and Plotter Labeling.







PYK Series
One Input - Two Output
Two Input - Two Output
Terminals

PYK 1,5 ME

Width: 4,2 mm



Cat No:

307 039
307 030

PYK 1,5 MET

Width: 4,2 mm



Cat No:

336 460

PYK 1,5 MC

Width: 4,2 mm



Cat No:

307 029
307 020

PYK 1,5 MCT

Width: 4,2 mm



Cat No:

336 450

Electrical Ratings	Voltage, V ~	Current, A	Cross-Section	Voltage, V ~	Current, A	Cross-Section	Voltage, V ~	Current, A	Cross-Section	Voltage, V ~	Current, A	Cross-Section
CE (EN 60947-7-1 - EN 60947-7-2)	800	17,5	1,5 mm²			1,5 mm²	800	17,5	1,5 mm²			1,5 mm²
UL												
VDE (IEC 60947-7-1)												
CSA												
ATEX												

Connection Data												
Conductor cross section solid (min-max.)	0,34-2,5 mm²			0,34-2,5 mm²			0,34-2,5 mm²			0,34-2,5 mm²		
Conductor cross section stranded (min.-max.)	0,34-1,5 mm²			0,34-1,5 mm²			0,34-1,5 mm²			0,34-1,5 mm²		
2 conductors with same cross section, stranded, TWIN ferrules with plastic sleeve	0,5 mm²			0,5 mm²			0,5 mm²			0,5 mm²		
AWG Conductor	AWG 22-14			AWG 22-14			AWG 22-14			AWG 22-14		
Insulation Stripping Length (min.-max.)	9-10 mm			9-10 mm			9-10 mm			9-10 mm		
Screwdriver	KT 1 (0,4x2,5)			KT 1 (0,4x2,5)			KT 1 (0,4x2,5)			KT 1 (0,4x2,5)		

End Plate	Type	Cat.No.	Qty.	Type	Cat.No.	Qty.	Type	Cat.No.	Qty.	Type	Cat.No.	Qty.
	NPP/PYK 1,5 ME	446 649	100	NPP/PYK 1,5 MET	446 642T	100	NPP/PYK 1,5 MC	446 659	100	NPP/PYK 1,5 MCT	446 652T	100

Push-in Cross Connection	Type	Cat.No.	Qty.				Type	Cat.No.	Qty.			
	UK 1,5/2	476 602	25				UK 1,5/2	476 602	25			
	UK 1,5/3	476 603	20				UK 1,5/3	476 603	20			
	UK 1,5/4	476 604	15				UK 1,5/4	476 604	15			
	UK 1,5/10	476 609	5				UK 1,5/10	476 609	5			

Technical Data												
Rated Impulse Voltage / Pollution severity	8/3			8/3			8/3			8/3		
Insulation material group / Gauge pin code according to IEC 60947-1	1/A1-B1			1/A1-B1			1/A1-B1			1/A1-B1		
Protection class / Protection conductor type	IP 20 / -			IP 20 / -			IP 20 / -			IP 20 / -		
Marking Tags (Dekafix)												
See pages 326-333 for a list of Dekafix	D_NS 4,2x6, DB 6/4			D_NS 4,2x6, DB 6/4			D_NS 4,2x6, DB 6/4			D_NS 4,2x6, DB 6/4		

Package Quantity												
	70 pcs.			70 pcs.			70 pcs.			70 pcs.		

PYK Series
One Input - Two Output
Two Input - Two Output
Terminals

PYK 2,5 E

Width: 5 mm

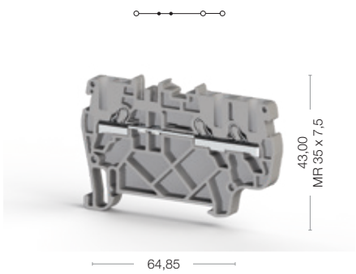

Cat No:

307 439
307 430

PYK 2,5 ET

Width: 5 mm

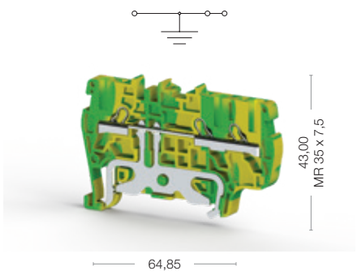

Cat No:

336 550

PYK 2,5 C

Width: 5 mm

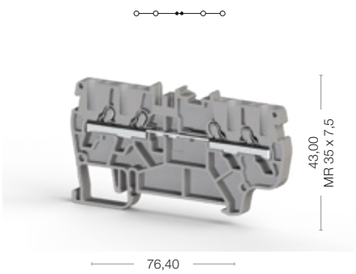

Cat No:

307 389
307 380

PYK 2,5 CT

Width: 5 mm

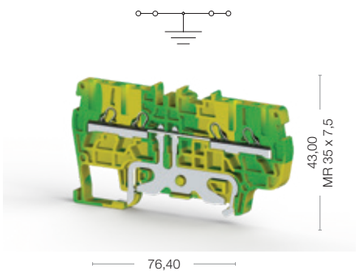

Cat No:

336 540

PYK 4 E

Width: 6 mm

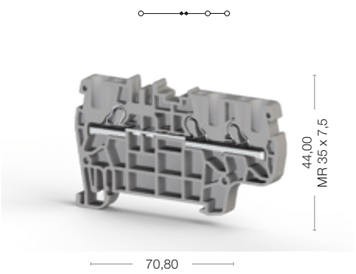

Cat No:

307 229
307 220

Electrical Ratings	Voltage, V ~	Current, A	Cross-Section	Voltage, V ~	Current, A	Cross-Section	Voltage, V ~	Current, A	Cross-Section	Voltage, V ~	Current, A	Cross-Section	Voltage, V ~	Current, A	Cross-Section
CE (EN 60947-7-1 - EN 60947-7-2)	800	24	2,5 mm²			2,5 mm²	800	24	2,5 mm²			2,5 mm²	800	32	4 mm²
UL	600	20	AWG 22-12			AWG 22-12	600	20	AWG 22-12			AWG 22-12	600	30	AWG 22-12
VDE (IEC 60947-7-1)															
CSA															
ATEX													800	30	
Connection Data															
Conductor cross section solid (min-max.)	0,34-4 mm²			0,34-4 mm²			0,34-4 mm²			0,34-4 mm²			0,34-6 mm²		
Conductor cross section stranded (min.-max.)	0,34-2,5 mm²			0,34-2,5 mm²			0,34-2,5 mm²			0,34-2,5 mm²			0,25-4 mm²		
2 conductors with same cross section, stranded, TWIN ferrules with plastic sleeve	0,5 mm²			0,5 mm²			0,5 mm²			0,5 mm²			1 mm²		
AWG Conductor	AWG 22-12			AWG 22-12			AWG 22-12			AWG 22-12			AWG 22-10		
Insulation Stripping Length (min.-max.)	9-10 mm			9-10 mm			9-10 mm			9-10 mm			9-10 mm		
Screwdriver	KT 1 (0,4x2,5)			KT 1 (0,4x2,5)			KT 1 (0,4x2,5)			KT 1 (0,4x2,5)			KT 2 (0,5x3,0)		
End Plate	Type	Cat.No.	Qty.	Type	Cat.No.	Qty.	Type	Cat.No.	Qty.	Type	Cat.No.	Qty.	Type	Cat.No.	Qty.
	NPP/PYK 2,5 E	446 619	10	NPP/PYK 2,5 ET	446 612T	10	NPP/PYK 2,5 C	446 499	10	NPP/PYK 2,5 CT	446 492T	10	NPP/PYK 4 E	446 559	50
Test Terminal Block	Type	Cat.No.	Qty.	Type	Cat.No.	Qty.	Type	Cat.No.	Qty.	Type	Cat.No.	Qty.	Type	Cat.No.	Qty.
	PYK TEST	498 559	25				PYK TEST	498 559	25				PYK TEST	498 559	25
													PYK TEST A	498 659	25
Push-in Cross Connection	Type	Cat.No.	Qty.				Type	Cat.No.	Qty.				Type	Cat.No.	Qty.
	UK 2,5/2	476 222	25				UK 2,5/2	476 222	25				UK 4/2	476 232	25
	UK 2,5/3	476 223	20				UK 2,5/3	476 223	20				UK 4/3	476 233	20
	UK 2,5/4	476 224	15				UK 2,5/4	476 224	15				UK 4/4	476 234	15
	UK 2,5/10	476 229	5				UK 2,5/10	476 229	5				UK 4/10	476 239	5
Technical Data															
Rated Impulse Voltage / Pollution severity	8/3			8/3			8/3			8/3			8/3		
Insulation material group / Gauge pin code according to IEC 60947-1	1/A3			1/A3			1/A3			1/A3			1/A4		
Protection class / Protection conductor type	IP 20 / -			IP 20 / -			IP 20 / -			IP 20 / -			IP 20 / -		
Marking Tags (Dekafix)															
See pages 326-333 for a list of Dekafix	D_NS 5x10, SLF-P2 W, DB 10/5, DG 10/5, DG 10/5T, SLF-P1 W			D_NS 5x10, SLF-P2 W, DB 10/5, DG 10/5, DG 10/5T, SLF-P1 W			D_NS 5x10, SLF-P2 W, DB 10/5, DG 10/5, DG 10/5T, SLF-P1 W			D_NS 5x10, SLF-P2 W, DB 10/5, DG 10/5, DG 10/5T, SLF-P1 W			D_NS 6x10,SLF-P2 W, DB 10/6, DG 10/6, DG 10/6T, SLF-P1 W		
Package Quantity															
	50 pcs.			50 pcs.			50 pcs.			50 pcs.			50 pcs.		

PYK Series
One input - Two Output
Two input - Two Output
Spring Clamp
Terminals

PYK 4 ET

Width: 6 mm



Cat No:

336 600

PYK 4 C

Width: 6 mm



Cat No:

307 669
307 660

PYK 4 CT

Width: 6 mm



Cat No:

336 610

Electrical Ratings	Voltage, V ~	Current, A	Cross-Section	Voltage, V ~	Current, A	Cross-Section		Voltage, V ~	Current, A	Cross-Section
CE (EN 60947-7-1 - EN 60947-7-2)			4 mm²	1000	32	4 mm²				4 mm²
UL										
VDE (IEC 60947-7-1)										
CSA										
ATEX										
Connection Data										
Conductor cross section solid (min-max.)	0,34-6 mm²			0,34-6 mm²				0,34-6 mm²		
Conductor cross section stranded (min.-max.)	0,25-4 mm²			0,25-4 mm²				0,25-4 mm²		
2 conductors with same cross section, stranded, TWIN ferrules with plastic sleeve	1 mm²			1 mm²				1 mm²		
AWG Conductor	AWG 22-10			AWG 22-10				AWG 22-10		
Insulation Stripping Length (min.-max.)	9-10 mm			9-10 mm				9-10 mm		
Screwdriver	KT 2 (0,5x3,0)			KT 2 (0,5x3,0)				KT 2 (0,5x3,0)		
End Plate	Type	Cat.No.	Qty.	Type	Cat.No.	Qty.		Type	Cat.No.	Qty.
	NPP/PYK 4 ET	446 552T	50	NPP/PYK 4C	446 679	25		NPP/PYK 4 CT	446 672T	25
Test Terminal Block				Type	Cat.No.	Qty.				
				PYK TEST	498 559	25				
				PYK TEST A	498 659	25				
Push-in Cross Connection				Type	Cat.No.	Qty.				
				UK 4/2	476 232	25				
				UK 4/3	476 233	20				
				UK 4/4	476 234	15				
				UK 4/10	476 239	5				
Technical Data										
Rated Impulse Voltage / Pollution severity	8/3			8/3				8/3		
Insulation material group / Gauge pin code according to IEC 60947-1	1/A4			1/A4				1/A4		
Protection class / Protection conductor type	IP 20 / -			IP 20 / -				IP 20 / -		
Marking Tags (Dekafix)										
See pages 326-333 for a list of Dekafix	D_NS 6x10, DB 10/6, DG 10/6, DG 10/6T, SLF-P1 W			D_NS 6x10, DB 10/6, DG 10/6, DG 10/6T, SLF-P1 W				D_NS 6x10, DB 10/6, DG 10/6, DG 10/6T, SLF-P1 W		
Package Quantity										
	50 pcs.			45 pcs.				45 pcs.		

PYK Series
One input - Two Output
Two input - Two Output
Spring Clamp Terminals

PYK 6 E

Width: 8 mm



Cat No:

307 639
307 630

PYK 6 ET

Width: 8 mm



Cat No:

336 620

PYK 6 C

Width: 8 mm



Cat No:

307 649
307 640

PYK 6 CT

Width: 8 mm



Cat No:

336 630

PYK 10 E

Width: 10 mm



Cat No:

307 149
307 140

Electrical Ratings	Voltage, V ~	Current, A	Cross-Section	Voltage, V ~	Current, A	Cross-Section	Voltage, V ~	Current, A	Cross-Section	Voltage, V ~	Current, A	Cross-Section	Voltage, V ~	Current, A	Cross-Section
CE (EN 60947-7-1 - EN 60947-7-2)	1000	41	6 mm²			6 mm²	1000	41	6 mm²			6 mm²	800	57	10 mm²
UL															
VDE (IEC 60947-7-1)															
CSA															
ATEX															
Connection Data															
Conductor cross section solid (min-max.)	0,5-10 mm²			0,5-10 mm²			0,5-10 mm²			0,5-10 mm²			0,5-16 mm²		
Conductor cross section stranded (min.-max.)	0,5-6 mm²			0,5-6 mm²			0,5-6 mm²			0,5-6 mm²			0,5-10 mm²		
2 conductors with same cross section, stranded, TWIN ferrules with plastic sleeve	1,5 mm²			1,5 mm²			1,5 mm²			1,5 mm²			4 mm²		
AWG Conductor	AWG 20-8			AWG 20-8			AWG 20-8			AWG 20-8			AWG 20-6		
Insulation Stripping Length (min.-max.)	11-13 mm			11-13 mm			11-13 mm			11-13 mm			13-15 mm		
Screwdriver	KT 3 (0,6x3,5)			KT 3 (0,6x3,5)			KT 3 (0,6x3,5)			KT 3 (0,6x3,5)			KT 4 (0,8x4,0)		
End Plate	Type	Cat.No.	Qty.	Type	Cat.No.	Qty.	Type	Cat.No.	Qty.	Type	Cat.No.	Qty.	Type	Cat.No.	Qty.
	NPP/PYK 6 E	446 689	25	NPP/PYK 6 ET	446 682T	25	NPP/PYK 6 C	446 699	25	NPP/PYK 6 CT	446 692T	25	NPP/PYK 10E	446 709	25
Test Terminal Block	Type	Cat.No.	Qty.				Type	Cat.No.	Qty.						
	PYK TEST	498 559	25				PYK TEST	498 559	25						
Push-in Cross Connection	Type	Cat.No.	Qty.				Type	Cat.No.	Qty.				Type	Cat.No.	Qty.
	UK 6/2	476 242	25				UK 6/2	476 242	25				UK 10/2	476 252	25
	UK 6/3	476 243	10				UK 6/3	476 243	10				UK 10/3	476 253	20
	UK 6/4	476 244	15				UK 6/4	476 244	15				UK 10/4	476 254	15
	UK 6/9	476 249	5				UK 6/9	476 249	5				UK 10/10	476 259	5
Technical Data															
Rated Impulse Voltage / Pollution severity	8/3			8/3			8/3			8/3			8/3		
Insulation material group / Gauge pin code according to IEC 60947-1	1/A5			1/A5			1/A5			1/A5			1/B7		
Protection class / Protection conductor type	IP 20 / -			IP 20 / -			IP 20 / -			IP 20 / -			IP 20 / -		
Marking Tags (Dekafix)															
See pages 326-333 for a list of Dekafix	D_NS 8x10, DG 10/8, DG 10/8T, SLF-P1 W			D_NS 8x10, DG 10/8, DG 10/8T, SLF-P1 W			D_NS 8x10, DG 10/8, DG 10/8T, SLF-P1 W			D_NS 8x10, DG 10/8, DG 10/8T, SLF-P1 W			D_NS 10x10, DG 10/10, SLF-P1 W		
Package Quantity															
	45 pcs.			45 pcs.			35 pcs.			35 pcs.			50 pcs.		

YBK Series Spring Clamp Terminals



YBK Series Spring Clamp Terminals provide 2,5 ….. 10 mm² cross-section range. . Are suitable for usage with or without ferrules. So that to make connection, it is enough to release the spring with the help of screw-driver and then to push the cable into the terminal, Terminals accessories like End Plates and Cross Connections, make the mounting process faster like in Test Terminals. Special Marking solutions for each cross section can be provided by Plotter.



YBK Series Earth Terminals provides new design, which will satisfy customer tastes. YBK series provide non-corrosing contacts. The main difference between Spring Clamp Earth terminals and the Screw Connection Earth terminals is the automatic contact when the terminal blocks are attached on the DIN-rail, which makes wiring more practical and time-saving.







MYK Type Mini Terminals are available in 2,5 mm² cross-section. Can be mounted on MR 15x5,5 mm DIN-rail or directly on a flat surface. Earth Terminals, accessories, suitable for each usage, like End Plates and Cross Connections, make the mounting process faster. Marking solutions can be provided by Plotter. MYK series offer ideal solutions to projects which have narrow and limited space in panels, junction Boxes.



YBK Spring Clamp Terminals

YBK 2,5

Width: 5 mm



YBK 4

Width: 6 mm

YBK 6

Width: 8 mm

YBK 10

Width: 10 mm



	YBK 2,5			YBK 4				YBK 6			YBK 10		
Cat No:	306 229 306 220			306 239 306 230				306 249 306 240			306 259 306 250		
Electrical Ratings	**Voltage, V ~**	**Current, A**	**Cross-Section**	**Voltage, V ~**	**Current, A**	**Cross-Section**		**Voltage, V ~**	**Current, A**	**Cross-Section**	**Voltage, V ~**	**Current, A**	**Cross-Section**
CE (EN 60947-7-1)	750	24	2,5 mm²	750	32	4 mm²		750	41	6 mm²	750	57	10 mm²
UL	600	20	AWG 22-12	600	26	AWG 22-10		600	35	AWG 22-8	600	55	AWG 20-6
VDE (IEC 60947-7-1)													
CSA													
ATEX													
Connection Data													
Conductor cross section solid (min-max.)	0,08-4 mm²			0,08-6 mm²				0,2-10 mm²			0,2-16 mm²		
Conductor cross section stranded (min.-max.)	0,08-2,5 mm²			0,08-4 mm²				0,2-6 mm²			0,2-10 mm²		
2 conductors with same cross section, stranded, TWIN ferrules with plastic sleeve	0,5 mm²			1 mm²				1,5 mm²			2,5 mm²		
AWG Conductor	AWG 28-12			AWG 28-10				AWG 24-8			AWG 24-6		
Insulation Stripping Length (min.-max.)	9-10 mm			10-12 mm				10-12 mm			11-13 mm		
Screwdriver	KT 2 (0,5x3,0)			KT 3 (0,6x3,5)				KT 4 (0,8x4,0)			KT 4 (0,8x4,0)		
End Plate	**Type**	**Cat.No.**	**Qty.**	**Type**	**Cat.No.**	**Qty.**		**Type**	**Cat.No.**	**Qty.**	**Type**	**Cat.No.**	**Qty.**
	NPP/YBK 2,5	446 329	100	NPP/YBK 4	446 339	100		NPP/YBK 6	446 349	100	NPP/YBK 10	446 359	100
Push-in Cross Connection	**Type**	**Cat.No.**	**Qty.**	**Type**	**Cat.No.**	**Qty.**		**Type**	**Cat.No.**	**Qty.**	**Type**	**Cat.No.**	**Qty.**
	UK 2,5/2	476 222	25	UK 4/2	476 232	25		UK 6/2	476 242	25	UK 10/2	476 252	25
	UK 2,5/3	476 223	20	UK 4/3	476 233	20		UK 6/3	476 243	20	UK 10/3	476 253	20
	UK 2,5/4	476 224	15	UK 4/4	476 234	15		UK 6/4	476 244	15	UK 10/4	476 254	15
	UK 2,5/10	476 229	5	UK 4/10	476 239	5		UK 6/10	476 249	5	UK 10/10	476 259	5
Technical Data													
Rated Impulse Voltage / Pollution severity	8/3			8/3				8/3			8/3		
Insulation material group / Gauge pin code according to IEC 60947-1	1/A3			1/A4				1/A5			1/A6		
Protection class / Protection conductor type	IP 20 / -			IP 20 / -				IP 20 / -			IP 20 / -		
Marking Tags (Dekafix)													
See pages 326-333 for a list of Dekafix	D_NS 5x10, DB 10/5, DG 10/5, DG 10/5T			D_NS 6x10, DB 10/6, DG 10/6, DG 10/6T				D_NS 8x10, DG 10/8			D_NS 10x10, DG 10/10		
Package Quantity													
	100 pcs.			100 pcs.				100 pcs.			50 pcs.		

Color

Color code is the last digit of the order number

Blue	Green	Yellow	Red	Black	White	Orange	Brown
1	2	3	4	5	6	7	8

Color

Color code is the last digit of the order number

Blue	Green	Yellow	Red	Black	White	Orange	Brown
1	2	3	4	5	6	7	8

YBK Spring Clamp Earth Terminals

YBK 2,5 T

Width: 5 mm

YBK 4 T

Width: 6 mm

YBK 6 T

Width: 8 mm



YBK 10 T

Width: 10 mm



	Cat No: 336 220			Cat No: 336 230			Cat No: 336 240			Cat No: 336 250		
Electrical Ratings	**Voltage, V ~**	**Current, A**	**Cross-Section**	**Voltage, V ~**	**Current, A**	**Cross-Section**	**Voltage, V ~**	**Current, A**	**Cross-Section**	**Voltage, V ~**	**Current, A**	**Cross-Section**
CE (EN 60947-7-2)			2,5 mm²			4 mm²			6 mm²			10 mm²
UL			AWG 22-12			AWG 22-10			AWG 22-8			AWG 20-6
VDE (IEC 60947-7-2)												
CSA												
ATEX												
Connection Data												
Conductor cross section solid (min-max.)	0,08-4 mm²			0,08-6 mm²			0,2-10 mm²			0,2-16 mm²		
Conductor cross section stranded (min.-max.)	0,08-2,5 mm²			0,08-4 mm²			0,2-6 mm²			0,2-10 mm²		
2 conductors with same cross section, stranded, TWIN ferrules with plastic sleeve	0,5 mm²			1 mm²			1,5 mm²			2,5 mm²		
AWG Conductor	AWG 28-12			AWG 28-10			AWG 24-8			AWG 24-6		
Insulation Stripping Length (min.-max.)	9-10 mm			10-12 mm			10-12 mm			11-13 mm		
Screwdriver	KT 2 (0,5x3,0)			KT 3 (0,6x3,5)			KT 4 (0,8x4,0)			KT 4 (0,8x4,0)		
End Plate	**Type**	**Cat.No.**	**Qty.**	**Type**	**Cat.No.**	**Qty.**	**Type**	**Cat.No.**	**Qty.**	**Type**	**Cat.No.**	**Qty.**
	NPP/YBK 2,5 T	446 322T	10	NPP/YBK 4 T	446 332T	10	NPP/YBK 6 T	446 342T	10	NPP/YBK 10 T	446 352T	10
Technical Data												
Rated Impulse Voltage / Pollution severity	8/3			8/3			8/3			8/3		
Insulation material group / Gauge pin code according to IEC 60947-1	1/A3			1/A4			1/A5			1/A6		
Protection class / Protection conductor type	IP 20 / PE			IP 20 / PE			IP 20 / PE			IP 20 / PE		
Marking Tags (Dekafix)												
See pages 326-333 for a list of Dekafix	D_NS 5x10, DB 10/5, DG 10/5, DG 10/5T			D_NS 6x10, DB 10/6, DG 10/6, DG 10/6T			D_NS 8x10, DG 10/8			D_NS 10x10, DG 10/10		
Package Quantity												
	50 pcs.			50 pcs.			40 pcs.			30 pcs.		

YBK Series Mini Terminals

MYK 2,5

Width: 5 mm



Cat No:

306 429
306 420

MYK 2,5 T

Width: 5 mm



Cat No:

336 420

MYPK 2,5

Width: 5 mm

Cat No:

306 439
306 430

MYSK 2,5

Width: 5 mm

Cat No:

306 449
306 440

Electrical Ratings	Voltage, V ~	Current, A	Cross-Section	Voltage, V ~	Current, A	Cross-Section		Voltage, V ~	Current, A	Cross-Section	Voltage, V ~	Current, A	Cross-Section
CE (EN 60947-7-1 - EN 60947-7-2)	750	24	2,5 mm²			2,5 mm²		750	24	2,5 mm²	750	24	2,5 mm²
UL	600	20	AWG 22-12			AWG 22-12		600	20	AWG 22-12	600	20	AWG 22-12
VDE (IEC 60947-7-1)													
CSA													
ATEX	500	18						500	18		500	18	
Connection Data													
Conductor cross section solid (min-max.)	0,08-4 mm²			0,08-4 mm²				0,08-4 mm²			0,08-4 mm²		
Conductor cross section stranded (min.-max.)	0,08-2,5 mm²			0,08-2,5 mm²				0,08-2,5 mm²			0,08-2,5 mm²		
2 conductors with same cross section, stranded, TWIN ferrules with plastic sleeve	0,5 mm²			0,5 mm²				0,5 mm²			0,5 mm²		
AWG Conductor	AWG 28-12			AWG 28-12				AWG 28-12			AWG 28-12		
Insulation Stripping Length (min.-max.)	9-10 mm			9-10 mm				9-10 mm			9-10 mm		
Screwdriver	KT 2 (0,5x3,0)			KT 2 (0,5x3,0)				KT 2 (0,5x3,0)			KT 2 (0,5x3,0)		
End Plate	Type	Cat.No.	Qty.	Type	Cat.No.	Qty.		Type	Cat.No.	Qty.	Type	Cat.No.	Qty.
	NPP 1 MYK	446 429	100	NPP 1 MYK 2,5 T	446 422T	100		NPP MYPD 1	495 079	100	NPP MYK 1	446 429	100
	NPP 2 MYK	446 439	100	NPP 2 MYK 2,5 T	446 432T	100		NPP MYPD 2	495 089	100	NPP MYK 2	446 439	100
Push-in Cross Connection	Type	Cat.No.	Qty.					Type	Cat.No.	Qty.	Type	Cat.No.	Qty.
	UK 2,5/2	476 222	25					UK 2,5/2	476 222	25	UK 2,5/2	476 222	25
	UK 2,5/3	476 223	20					UK 2,5/3	476 223	20	UK 2,5/3	476 223	20
	UK 2,5/4	476 224	15					UK 2,5/4	476 224	15	UK 2,5/4	476 224	15
	UK 2,5/10	476 229	5					UK 2,5/10	476 229	5	UK 2,5/10	476 229	5
Technical Data													
Rated Impulse Voltage / Pollution severity	8/3			8/3				8/3			8/3		
Insulation material group / Gauge pin code according to IEC 60947-1	1/B3			1/B3				1/B3			1/B3		
Protection class / Protection conductor type	IP 20 / -			IP 20 / PE				IP 20 / -			IP 20 / -		
Marking Tags (Dekafix)													
See pages 326-333 for a list of Dekafix	DB 5			DB 5				DB 5			DB 5		
Package Quantity													
	50 pcs.			50 pcs.				100 pcs.			100 pcs.		

* For panel surface Mounting

* 3.5 mm (diameter) hole must be opened on panel surface.



YBK Series Mini Terminals

MYK 2,5 C

Width: 10 mm



Cat No:

306 479
306 470

MYPK 2,5 C

Width: 10 mm



Cat No:

306 489
306 480

MYKR 2,5 C

Width: 10 mm



Cat No:

306 499
306 490

MYKR 2,5

Width: 5 mm



Cat No:

306 509
306 500

Electrical Ratings	Voltage, V ~	Current, A	Cross-Section	Voltage, V ~	Current, A	Cross-Section	Voltage, V ~	Current, A	Cross-Section	Voltage, V ~	Current, A	Cross-Section
CE (EN 60947-7-1)	800	24	2,5 mm²	800	24	2,5 mm²	800	24	2,5 mm²	750	24	2,5 mm²
UL												
VDE (IEC 60947-7-1)												
CSA												
ATEX												
Connection Data												
Conductor cross section solid (min-max.)	0,08-4 mm²			0,08-4 mm²			0,08-4 mm²			0,08-4 mm²		
Conductor cross section stranded (min.-max.)	0,08-2,5 mm²			0,08-2,5 mm²			0,08-2,5 mm²			0,08-2,5 mm²		
2 conductors with same cross section, stranded, TWIN ferrules with plastic sleeve	0,5 mm²			0,5 mm²			0,5 mm²			0,5 mm²		
AWG Conductor	AWG 28-12			AWG 28-12			AWG 28-12			AWG 28-12		
Insulation Stripping Length (min.-max.)	9-10 mm			9-10 mm			9-10 mm			9-10 mm		
Screwdriver	KT 2 (0,5x3,0)			KT 2 (0,5x3,0)			KT 2 (0,5x3,0)			KT 2 (0,5x3,0)		
End Plate	Type	Cat.No.	Qty.	Type	Cat.No.	Qty.	Type	Cat.No.	Qty.	Type	Cat.No.	Qty.
	NPP 1 MYK 2,5C	446 429	100	NPP MYPD 1	495 079	100	NPP 1 MYK	446 429	100	NPP 1 MYK	446 429	100
	NPP 2 MYK 2,5C	446 439	100	NPP MYPD 2	495 089	100	NPP 2 MYK	446 439	100	NPP 2 MYK	446 439	100
Push-in Cross Connection										Type	Cat.No.	Qty.
										UK 2,5/2	476 222	25
										UK 2,5/3	476 223	20
										UK 2,5/4	476 224	15
										UK 2,5/10	476 229	5
Technical Data												
Rated Impulse Voltage / Pollution severity	8/3			8/3			8/3			8/3		
Insulation material group / Gauge pin code according to IEC 60947-1	1/B3			1/B3			1/B3			1/B3		
Protection class / Protection conductor type	IP 20 / -			IP 20 / -			IP 20 / -			IP 20 / -		
Marking Tags (Dekafix)												
See pages 326-333 for a list of Dekafix	DB 5			DB 5			DB 5			DB 5		
Package Quantity	100 pcs.			100 pcs.			100 pcs.			50 pcs.		

* For panel surface mounting

YBK Series Double - Deck / Multilevel Terminals



YBK Series Spring Clamp Double Deck Rail Terminals are available in 2,5 - 4 mm² cross-section range. Double wiring density available without extension of mounting rails. Interconnection / shorting can be done at both levels. Special Marking solutions for each cross section can be provided by Plotter Labeling.







YBK Series Spring Clamp Multilevel Terminals make wiring more practical, reduce the installation costs and speed the wiring. Panels which exist switch lines & lightening, provide phase-neutral-Earth connection in one terminal. Are ideal for usage in industries where motors are working a lot, because of more practical wiring. Provide individual cross connections for each layer. Group marking carrier is used to provide more visual marking in base layer. Special Marking solutions for each cross section can be provided by Plotter Labeling.

Double - Deck Spring Clamp Terminals

YBK 2,5 - 2 F

Width: 5 mm

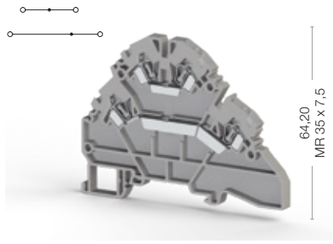

YBK 2,5 - 2 FK

Width: 5 mm

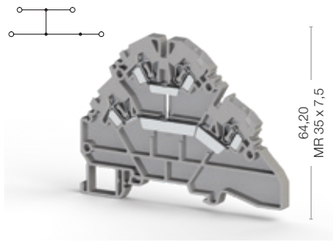

YBK 2,5 - 2 FD

Width: 5 mm

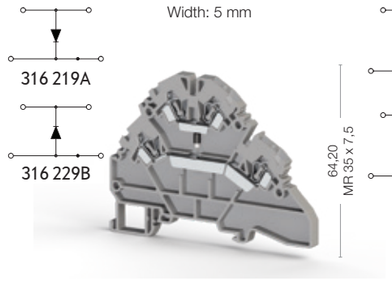

YBK 2,5 - 2 FLD

Width: 5 mm

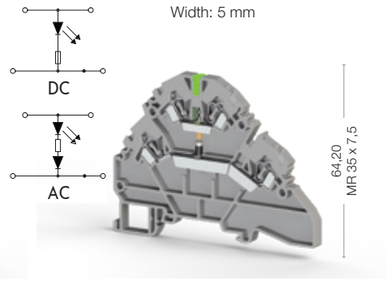

	YBK 2,5 - 2 F			YBK 2,5 - 2 FK			YBK 2,5 - 2 FD			YBK 2,5 - 2 FLD		
Cat No:	316 109 316 100			316 129 316 120			316 219 / 229 316 210 / 220			316 319 316 310		
Electrical Ratings	**Voltage, V ~**	**Current, A**	**Cross-Section**	**Voltage, V ~**	**Current, A**	**Cross-Section**	**Voltage, V ~**	**Current, A**	**Cross-Section**	**Voltage, V ~**	**Current, A**	**Cross-Section**
CE (EN 60947-7-1)	500	24	2,5 mm²	500	24	2,5 mm²	500	0,5	2,5 mm²		24	2,5 mm²
UL	600	24	AWG 22-12									
VDE (IEC 60947-7-1)												
CSA												
ATEX												
Connection Data												
Conductor cross section solid (min-max.)	0,08-4 mm²			0,08-4 mm²			0,08-4 mm²			0,08-4 mm²		
Conductor cross section stranded (min.-max.)	0,08-2,5 mm²			0,08-2,5 mm²			0,08-2,5 mm²			0,08-2,5 mm²		
2 conductors with same cross section, stranded, TWIN ferrules with plastic sleeve	0,5 mm²			0,5 mm²			0,5 mm²			0,5 mm²		
AWG Conductor	AWG 28-12			AWG 28-12			AWG 28-12			AWG 28-12		
Insulation Stripping Length (min.-max.)	9-10 mm			9-10 mm			9-10 mm			9-10 mm		
Screwdriver	KT 2 (0,5x3,0)			KT 2 (0,5x3,0)			KT 2 (0,5x3,0)			KT 2 (0,5x3,0)		
Ordering Data							**Type**	**Cat.No.**	**Qty.**	**Type**	**Cat.No.**	**Qty.**
							YBK 2,5-2 FD-A	316 219	30	YBK 2,5 FLD (24V AC)	316 319	30
							YBK 2,5-2 FD-B	316 229	30	YBK 2,5 FLD (24V DC)	316 329	30
										YBK 2,5 FLD (48V AC)	316 419	30
										YBK 2,5 FLD (48V DC)	316 429	30
										YBK 2,5 FLD (110V AC)	316 619	30
										YBK 2,5 FLD (110V DC)	316 629	30
										YBK 2,5 FLD (220V AC)	316 719	30
										YBK 2,5 FLD (220V DC)	316 729	30
Technical Data For Diode												
Diode Reverse Voltage							1000 V			1000 V		
Diode Current							1 A			1 A		
Diod							1 N 4007			1 N 4007		
End Plate	**Type**	**Cat.No.**	**Qty.**	**Type**	**Cat.No.**	**Qty.**	**Type**	**Cat.No.**	**Qty.**	**Type**	**Cat.No.**	**Qty.**
	NPP YBK 2,5-2 F	446 299	10	NPP YBK 2,5-2 F	446 299	10	NPP YBK 2,5-2 F	446 299	10	NPP YBK 2,5-2 F	446 299	10
Push-in Cross Connection	**Type**	**Cat.No.**	**Qty.**	**Type**	**Cat.No.**	**Qty.**	**Type**	**Cat.No.**	**Qty.**	**Type**	**Cat.No.**	**Qty.**
	UK 2,5/2	476 222	25	UK 2,5/2	476 222	25	UK 2,5/2	476 222	25	UK 2,5/2	476 222	25
	UK 2,5/3	476 223	20	UK 2,5/3	476 223	20	UK 2,5/3	476 223	20	UK 2,5/3	476 223	20
	UK 2,5/4	476 224	15	UK 2,5/4	476 224	15	UK 2,5/4	476 224	15	UK 2,5/4	476 224	15
	UK 2,5/10	476 229	5	UK 2,5/10	476 229	5	UK 2,5/10	476 229	5	UK 2,5/10	476 229	5
				Note: Only lower decks can be cross-connected			Note: Only lower decks can be cross-connected			Note: Only lower decks can be cross-connected		
Technical Data												
Rated Impulse Voltage / Pollution severity	8/3			8/3			8/3			8/3		
Insulation material group / Gauge pin code according to IEC 60947-1	1/A3			1/A3			1/A3			1/A3		
Protection class / Protection conductor type	IP 20 / -			IP 20 / -			IP 20 / -			IP 20 / -		
Marking Tags (Dekafix)												
See pages 326-333 for a list of Dekafix	D_NS 5x6, DB 5, DG 6/5			D_NS 5x6, DB 5, DG 6/5			D_NS 5x6, DB 5, DG 6/5			D_NS 5x6, DB 5, DG 6/5		
Package Quantity												
	30 pcs.			30 pcs.			30 pcs.			30 pcs.		

Double - Deck Spring Clamp Terminals

YBK 4 - 2 F

Width: 6 mm

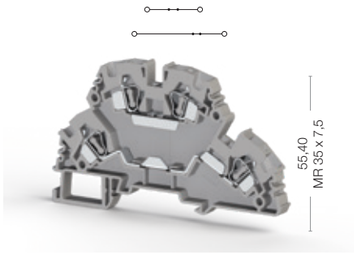

YBK 4 - 2 FK

Width: 6 mm

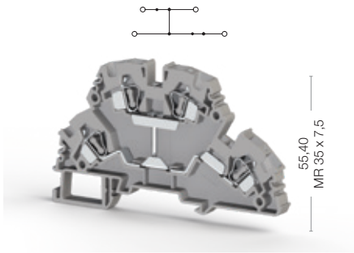

YBK 4 - 2 FD

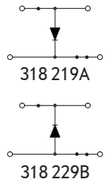

Width: 6 mm

YBK 4 - 2 FLD

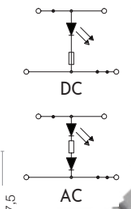

Width: 6 mm



	YBK 4 - 2 F			YBK 4 - 2 FK			YBK 4 - 2 FD			YBK 4 - 2 FLD		
	Cat No:			Cat No:			Cat No:			Cat No:		
	318 109 318 100			318 129 318 120			318 219 / 229 318 210 / 220			318 319 318 310		
Electrical Ratings	**Voltage, V ~**	**Current, A**	**Cross-Section**	**Voltage, V ~**	**Current, A**	**Cross-Section**	**Voltage, V ~**	**Current, A**	**Cross-Section**	**Voltage, V ~**	**Current, A**	**Cross-Section**
CE (EN 60947-7-1)	750	32	4 mm²	750	32	4 mm²	750	0,5	4 mm²		32	4 mm²
UL	600	26	AWG 22-10									
VDE (IEC 60947-7-1)												
CSA												
ATEX												
Connection Data												
Conductor cross section solid (min-max.)	0,08-6 mm²			0,08-6 mm²			0,08-6 mm²			0,08-6 mm²		
Conductor cross section stranded (min.-max.)	0,08-4 mm²			0,08-4 mm²			0,08-4 mm²			0,08-4 mm²		
2 conductors with same cross section, stranded, TWIN ferrules with plastic sleeve	1 mm²			1 mm²			1 mm²			1 mm²		
AWG Conductor	AWG 28-10			AWG 28-10			AWG 28-10			AWG 28-10		
Insulation Stripping Length (min.-max.)	10-12 mm			10-12 mm			10-12 mm			10-12 mm		
Screwdriver	KT 3 (0,6x3,5)			KT 3 (0,6x3,5)			KT 3 (0,6x3,5)			KT 3 (0,6x3,5)		
Ordering Data										**Type**	**Cat.No.**	**Qty.**
										YBK 4-2 FLD (24V AC)	318 319	20
										YBK 4-2 FLD (24V DC)	318 329	20
										YBK 4-2 FLD (48V AC)	318 419	20
										YBK 4-2 FLD (48V DC)	318 429	20
										YBK 4-2 FLD (110V AC)	318 619	20
										YBK 4-2 FLD (110V DC)	318 629	20
										YBK 4-2 FLD (220V AC)	318 719	20
										YBK 4-2 FLD (220V DC)	318 729	20
Technical Data For Diode												
Diode Reverse Voltage							1000 V			1000 V		
Diode Current							1 A			1 A		
Diod							1 N 4007			1 N 4007		
End Plate	**Type**	**Cat.No.**	**Qty.**	**Type**	**Cat.No.**	**Qty.**	**Type**	**Cat.No.**	**Qty.**	**Type**	**Cat.No.**	**Qty.**
	NPP YBK 2,5-2 F	446 269	25	NPP YBK 4-2 F	446 269	25	NPP YBK 4-2 F	446 269	25	NPP YBK 4-2 F	446 269	25
Push-in Cross Connection	**Type**	**Cat.No.**	**Qty.**	**Type**	**Cat.No.**	**Qty.**	**Type**	**Cat.No.**	**Qty.**	**Type**	**Cat.No.**	**Qty.**
	UK 4/2	476 232	25	UK 4/2	476 232	25	UK 4/2	476 232	25	UK 4/2	476 232	25
	UK 4/3	476 233	20	UK 4/3	476 233	20	UK 4/3	476 233	20	UK 4/3	476 233	20
	UK 4/4	476 234	15	UK 4/4	476 234	15	UK 4/4	476 234	15	UK 4/4	476 234	15
	UK 4/10	476 239	5	UK 4/10	476 239	5	UK 4/10	476 239	5	UK 4/10	476 239	5
				Note: Only lower decks can be cross-connected			Note: Only lower decks can be cross-connected			Note: Only lower decks can be cross-connected		
Technical Data												
Rated Impulse Voltage / Pollution severity	8/3			8/3			8/3			8/3		
Insulation material group / Gauge pin code according to IEC 60947-1	1/A4			1/A4			1/A4			1/A4		
Protection class / Protection conductor type	IP 20 / -			IP 20 / -			IP 20 / -			IP 20 / -		
Marking Tags (Dekafix)												
See pages 326-333 for a list of Dekafix	D_NS 6x10, DB 10/6, DG 10/6, DG 10/6T			D_NS 6x10, DB 10/6, DG 10/6, DG 10/6T			D_NS 6x10, DB 10/6, DG 10/6, DG 10/6T			D_NS 6x10, DB 10/6, DG 10/6, DG 10/6T		
Package Quantity												
	50 pcs.			20 pcs.			20 pcs.			20 pcs.		

Spring Clamp Multilevel Terminals

YBK 2,5 - 3 F

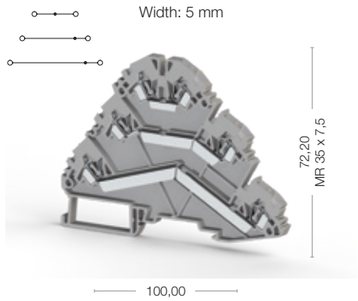

Cat No:

- 324 509
- 324 500

YBK 2,5 - 2 FT

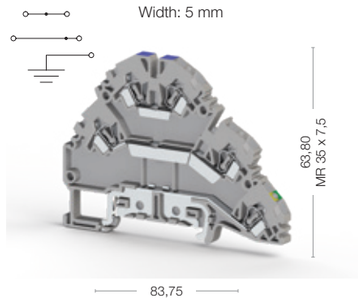

Cat No:

- 324 809
- 324 800

YBK 2,5 - 3 FT

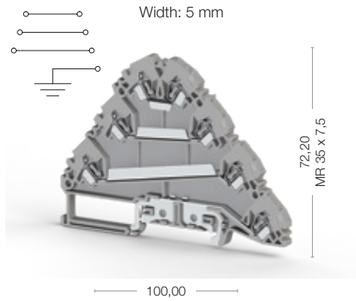

Cat No:

- 324 609
- 324 600

YBK 2,5 - 3 FLD (NPN)

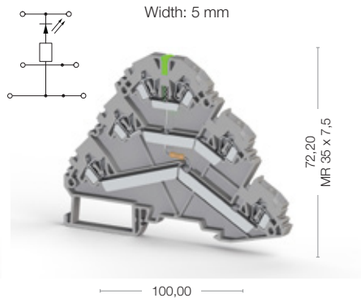

Cat No:

- 324 739
- 324 730

YBK 2,5 - 3 FLD (PNP)

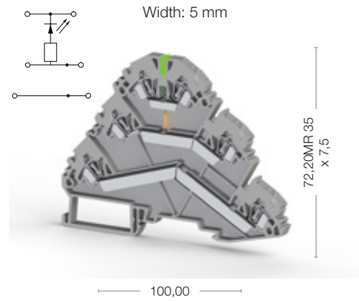

Cat No:

- 324 749
- 324 740

Electrical Ratings	Voltage, V ~	Current, A	Cross-Section	Voltage, V ~	Current, A	Cross-Section	Voltage, V ~	Current, A	Cross-Section	Voltage, V ~	Current, A	Cross-Section	Voltage, V ~	Current, A	Cross-Section
CE (EN 60947-7-1 / EN 60947-7-2)	500	24	2,5 mm²	500	24	2,5 mm²	500	24	2,5 mm²	24	24	2,5 mm²	24	24	2,5 mm²
UL	600	20	AWG 22-12	600	20	AWG 22-12	600	20	AWG 22-12						
VDE (IEC 60947-7-1)															
CSA															
ATEX															

Connection Data															
Conductor cross section solid (min-max.)	0,08-4 mm²			0,08-4 mm²			0,08-4 mm²			0,08-4 mm²			0,08-4 mm²		
Conductor cross section stranded (min.-max.)	0,08-2,5 mm²			0,08-2,5 mm²			0,08-2,5 mm²			0,08-2,5 mm²			0,08-2,5 mm²		
2 conductors with same cross section, stranded, TWIN ferrules with plastic sleeve	0,5 mm²			0,5 mm²			0,5 mm²			0,5 mm²			0,5 mm²		
AWG Conductor	AWG 28-12			AWG 28-12			AWG 28-12			AWG 28-12			AWG 28-12		
Insulation Stripping Length (min.-max.)	9-10 mm			9-10 mm			9-10 mm			9-10 mm			9-10 mm		
Screwdriver	KT 2 (0,5x3,0)			KT 2 (0,5x3,0)			KT 2 (0,5x3,0)			KT 2 (0,5x3,0)			KT 2 (0,5x3,0)		

End Plate	Type	Cat.No.	Qty.	Type	Cat.No.	Qty.	Type	Cat.No.	Qty.	Type	Cat.No.	Qty.	Type	Cat.No.	Qty.
	NPP YBK 2,5-3 F	446 249	10	NPP YBK 2,5-2 T	446 299	10	NPP YBK 2,5-3 FT	446 259	10	NPP YBK 2,5-3 F	446 249	10	NPP YBK 2,5-3 F	446 249	10

Push-in Cross Connection	Type	Cat.No.	Qty.	Type	Cat.No.	Qty.	Type	Cat.No.	Qty.	Type	Cat.No.	Qty.	Type	Cat.No.	Qty.
	UK 2,5/2	476 222	25	UK 2,5/2	476 222	25				UK 2,5/2	476 222	25	UK 2,5/2	476 222	25
	UK 2,5/3	476 223	20	UK 2,5/3	476 223	20				UK 2,5/3	476 223	20	UK 2,5/3	476 223	20
	UK 2,5/4	476 224	15	UK 2,5/4	476 224	15				UK 2,5/4	476 224	15	UK 2,5/4	476 224	15
	UK 2,5/10	476 229	5	UK 2,5/10	476 229	5				UK 2,5/10	476 229	5	UK 2,5/10	476 229	5

Technical Data						
Rated Impulse Voltage / Pollution severity	6/3	6/3	6/3	6/3	6/3
Insulation material group / Gauge pin code according to IEC 60947-1	1/A3	1/A3	1/A3	1/A3	1/A3
Protection class / Protection conductor type	IP 20 / -	IP 20 / -	IP 20 / -	IP 20 / -	IP 20 / -
Marking Tags (Dekafix)					
See pages 326-333 for a list of Dekafix	D_NS 5x6, DB 5, DG 6/5	D_NS 5x6, DB 5, DG 6/5	D_NS 5x6, DB 5, DG 6/5	D_NS 5x6, DB 5, DG 6/5	D_NS 5x6, DB 5, DG 6/5

Package Quantity					
	30 pcs.	30 pcs.	20 pcs.	20 pcs.	20 pcs.

Sensor / Fuse / Disconnect Terminals

YBK Series Sensor Terminals are making sensor connections, which are often used in industry, more practical and esthetic. Provide individual cross connections for each layer, time saving in mounting process. Terminals can be used with NPN and PNP types of sensors. Special Marking solutions can be provided by Plotter Labeling.





Spring Clamp Fuse Terminals has a sliding type hinged carrier that has a specially designed space for catridge type glass fuse of size Ø 5x20 or Ø 5x25 together with a spare one. Cross connection is available. Special Marking solutions can be provided by Plotter Labeling. LED alarm can be chosen, according to specified operating voltage of the product.

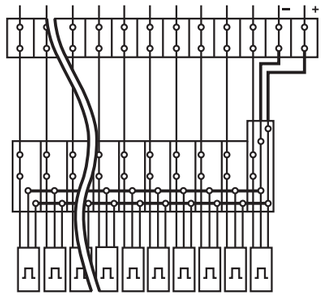



Spring Type Sensor Terminals

YBK 3 S

Width: 5 mm

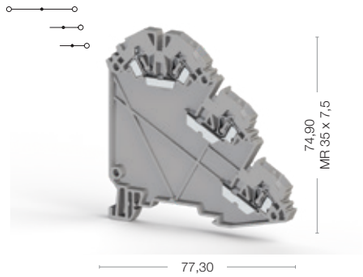

YBK 3 SLD (NPN)

Width: 5 mm

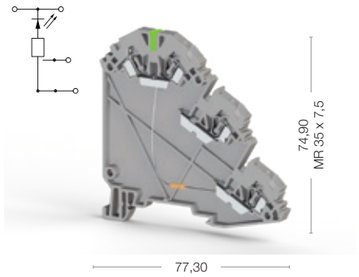

YBK 3 SLD (PNP)

Width: 5 mm

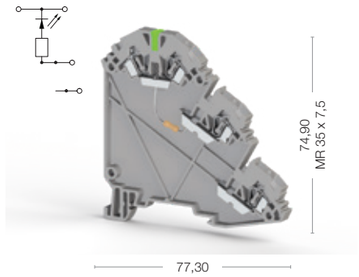

	YBK 3 S	YBK 3 SLD (NPN)	YBK 3 SLD (PNP)
Cat No:	324 709 324 700	324 719 324 710	324 729 324 720

Electrical Ratings	Voltage, V ~	Current, A	Cross-Section	Voltage, V ~	Current, A	Cross-Section		Voltage, V ~	Current, A	Cross-Section
CE (EN 60947-7-1)	500	24	2,5 mm²	24	24	2,5 mm²		24	24	2,5 mm²
UL	500	24	AWG 22-12							
VDE (IEC 60947-7-1)										
CSA										
ATEX										

Connection Data				
Conductor cross section solid (min-max.)	0,08-4 mm²	0,08-4 mm²		0,08-4 mm²
Conductor cross section stranded (min.-max.)	0,08-2,5 mm²	0,08-2,5 mm²		0,08-2,5 mm²
2 conductors with same cross section, stranded, TWIN ferrules with plastic sleeve	0,5 mm²	0,5 mm²		0,5 mm²
AWG Conductor	AWG 28-12	AWG 28-12		AWG 28-12
Insulation Stripping Length (min.-max.)	9-10 mm	9-10 mm		9-10 mm
Screwdriver	KT 2 (0,5x3,0)	KT 2 (0,5x3,0)		KT 2 (0,5x3,0)

End Plate	Type	Cat.No.	Qty.	Type	Cat.No.	Qty.		Type	Cat.No.	Qty.
	NPP YBK 3 S	446 289	10	NPP YBK 3 S	446 289	10		NPP YBK 3 S	446 289	10

Push-in Cross Connection	Type	Cat.No.	Qty.	Type	Cat.No.	Qty.		Type	Cat.No.	Qty.
	UK 2,5/2	476 222	25	UK 2,5/2	476 222	25		UK 2,5/2	476 222	25
	UK 2,5/3	476 223	20	UK 2,5/3	476 223	20		UK 2,5/3	476 223	20
	UK 2,5/4	476 224	15	UK 2,5/4	476 224	15		UK 2,5/4	476 224	15
	UK 2,5/10	476 229	5	UK 2,5/10	476 229	5		UK 2,5/10	476 229	5

Technical Data				
Rated Impulse Voltage / Pollution severity	6/3	6/3		6/3
Insulation material group / Gauge pin code according to IEC 60947-1	1/A3	1/A3		1/A3
Protection class / Protection conductor type	IP 20 / -	IP 20 / -		IP 20 / -
Marking Tags (Dekafix)				
See pages 326-333 for a list of Dekafix	D_NS 5x6, DB 5, DG 6/5	D_NS 5x6, DB 5, DG 6/5		D_NS 5x6, DB 5, DG 6/5

Package Quantity				
	20 pcs.	20 pcs.		20 pcs.

Spring Clamp Fuse and Disconnect Terminals

YBK S

Width: 8 mm



YBK SB

Width: 8 mm



YBK SLD

Width: 8 mm

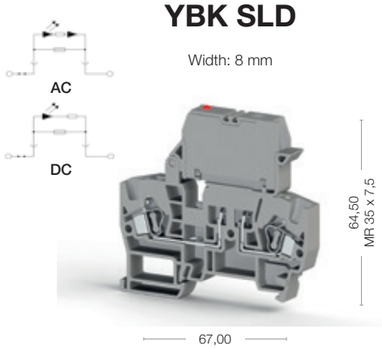

YBK 2,5 A

Width: 5 mm

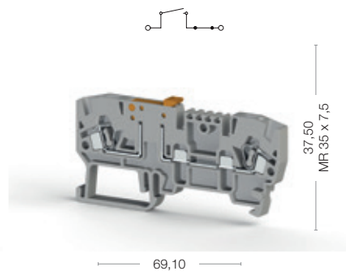

	YBK S	YBK SB	YBK SLD	YBK 2,5 A
Cat No:	355 119 325 110	363 109 363 100	355 719 355 710	353 209 353 200

Electrical Ratings	Voltage, V ~	Current, A	Cross-Section	Voltage, V ~	Current, A	Cross-Section	Voltage, V ~	Current, A	Cross-Section	Voltage, V ~	Current, A	Cross-Section
CE (EN 60947-7-1 / EN 60947-7-3)	500	10	4 mm²	500	10	4 mm²		10	4 mm²	750	16	2,5 mm²
UL	600	10	AWG 22-10	600	10	AWG 22-10		10	AWG 22-10	600	20	AWG 22-12
VDE (IEC 60947-7-1)												
CSA												
ATEX												

Connection Data				
Conductor cross section solid (min-max.)	0,08-6 mm²	0,08-6 mm²	0,08-6 mm²	0,08-4 mm²
Conductor cross section stranded (min.-max.)	0,08-4 mm²	0,08-4 mm²	0,08-4 mm²	0,08-2,5 mm²
2 conductors with same cross section, stranded, TWIN ferrules with plastic sleeve	1 mm²	1 mm²	1 mm²	0,5 mm²
AWG Conductor	AWG 22-10	AWG 28-10	AWG 28-10	AWG 28-12
Insulation Stripping Length (min.-max.)	10-12 mm	10-12 mm	10-12 mm	9-10 mm
Screwdriver	KT 3 (0,6x3,5)	KT 3 (0,6x3,5)	KT 3 (0,6x3,5)	KT 2 (0,5x3,0)

Ordering Data

Type	Cat.No.	Qty.
YBK SLD (24V AC)	355 719	20
YBK SLD (24V DC)	355 729	20
YBK SLD (48V AC)	355 739	20
YBK SLD (48V DC)	355 749	20
YBK SLD (110V AC)	355 759	20
YBK SLD (110V DC)	355 769	20
YBK SLD (220V AC)	355 779	20
YBK SLD (220V DC)	355 789	20

End Plate

Type	Cat.No.	Qty.	Type	Cat.No.	Qty.	Type	Cat.No.	Qty.	Type	Cat.No.	Qty.
NPP/YBK S	450 069	10	NPP/YBK S	450 069	10	NPP/YBK S	450 069	10	NPP/YBK 2,5 A	450 219	10

Push-in Cross Connection

Type	Cat.No.	Qty.	Type	Cat.No.	Qty.	Type	Cat.No.	Qty.	Type	Cat.No.	Qty.
UK 6/2	476 242	25	UK 6/2	476 242	25	UK 6/2	476 242	25	UK 2,5/2	476 222	25
UK 6/3	476 243	20	UK 6/3	476 243	20	UK 6/3	476 243	20	UK 2,5/3	476 223	20
UK 6/4	476 244	15	UK 6/4	476 244	15	UK 6/4	476 244	15	UK 2,5/4	476 224	15
UK 6/10	476 249	5	UK 6/10	476 249	5	UK 6/10	476 249	5	UK 2,5/10	476 229	5

Technical Data				
Rated Impulse Voltage / Pollution severity	6/3	6/3	6/3	8/3
Insulation material group / Gauge pin code according to IEC 60947-1	1/A4	1/A4	1/A4	1/A3
Protection class / Protection conductor type	IP 20 / -	IP 20 / -	IP 20 / -	IP 20 / -
Fuse / Fuse Type	G/5x20 - 5x25 / Glass		G/5x20 - 5x25 / Glass	
Marking Tags (Dekafix)				
See pages 326-333 for a list of Dekafix	D_NS 5x6, DB 5, DG 6/5	D_NS 5x6, DB 5, DG 6/5	D_NS 5x6, DB 5, DG 6/5	D_NS 5x10, DB 10/5, DG 10/5, DG 10/5T
Package Quantity				
	20 pcs.	20 pcs.	20 pcs.	50 pcs.

Spring Clamp Fuse and Disconnect Terminals

YBK I

Width: 8 mm



Cat No:

355 129
355 120

YBK IB

Width: 8 mm



Cat No:

363 209
363 200

YBK ILD

Width: 8 mm

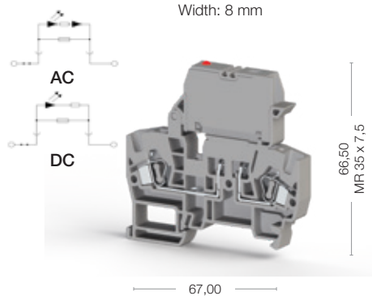

Cat No:

355 819
355 810

Electrical Ratings	Voltage, V ~	Current, A	Cross-Section	Voltage, V ~	Current, A	Cross-Section		Voltage, V ~	Current, A	Cross-Section
CE (EN 60947-7-1/ EN 60947-7-3)	500	10	4 mm²	500	10	4 mm²			10	4 mm²
UL	600	10	AWG 22-10	600	10	AWG 22-10			10	AWG 22-10
VDE (IEC 60947-7-1)										
CSA										
ATEX										

Connection Data										
Conductor cross section solid (min-max.)	0,08-6 mm²			0,08-6 mm²				0,08-6 mm²		
Conductor cross section stranded (min.-max.)	0,08-4 mm²			0,08-4 mm²				0,08-4 mm²		
2 conductors with same cross section, stranded, TWIN ferrules with plastic sleeve	1 mm²			1 mm²				1 mm²		
AWG Conductor	AWG 28-10			AWG 28-10				AWG 28-10		
Insulation Stripping Length (min.-max.)	10-12 mm			10-12 mm				10-12 mm		
Screwdriver	KT 3 (0,6x3,5)			KT 3 (0,6x3,5)				KT 3 (0,6x3,5)		

Ordering Data								Type	Cat.No.	Qty.
								YBK ILD (24 VAC)	355 819	20
								YBK ILD (24 VDC)	355 829	20
								YBK ILD (48 VAC)	355 839	20
								YBK ILD (48 VDC)	355 849	20
								YBK ILD (110 VAC)	355 859	20
								YBK ILD (110 VDC)	355 869	20
								YBK ILD (220 VAC)	355 879	20
								YBK ILD (220 VDC)	355 889	20

End Plate	Type	Cat.No.	Qty.	Type	Cat.No.	Qty.		Type	Cat.No.	Qty.
	NPP/YBK S	450 069	10	NPP/YBK S	450 069	10		NPP/YBK S	450 069	10

Push-in Cross Connection	Type	Cat.No.	Qty.	Type	Cat.No.	Qty.		Type	Cat.No.	Qty.
	UK 6/2	476 242	25	UK 6/2	476 242	25		UK 6/2	476 242	25
	UK 6/3	476 243	20	UK 6/3	476 243	20		UK 6/3	476 243	20
	UK 6/4	476 244	15	UK 6/4	476 244	15		UK 6/4	476 244	15
	UK 6/10	476 249	5	UK 6/10	476 249	5		UK 6/10	476 249	5

Technical Data				
Rated Impulse Voltage / Pollution severity	6/3	6/3		6/3
Insulation material group / Gauge pin code according to IEC 60947-1	1/A4	1/A4		1/A4
Protection class / Protection conductor type	IP 20 / -	IP 20 / -		IP 20 / -
Fuse / Fuse Type	G/6,35x31,75			G/6,35x31,75
Marking Tags (Dekafix)				
See pages 326-333 for a list of Dekafix	D_NS 5x6, DB 5, DG 6/5	D_NS 5x6, DB 5, DG 6/5		D_NS 5x6, DB 5, DG 6/5

Package Quantity				
	20 pcs.	20 pcs.		20 pcs.

YBK Series Multi input/output Terminals

Spring Clamp one-level, multi input-output Terminals are suitable for usage in panels, with limited depth, where multilevel terminals cannot be used. Single-level terminals can be marked and cross-connected together with all other YBK series terminals; can be used together with test Terminals. Earth Terminals are available for same cross-sections and specifications. Special Marking solutions can be provided by Plotter Labeling. LED alarm can be chosen, according to specified operating voltage of the product.



One input - Two Output
Two input - Two Output
Spring Clamp Terminals

YBK 2,5 E

Width: 5 mm



Cat No:

326 059
326 050

YBK 2,5 C

Width: 5 mm



Cat No:

326 109
326 100

YBK 2,5 CX2

Width: 5 mm



Cat No:

326 209
326 200

Electrical Ratings	Voltage, V ~	Current, A	Cross-Section	Voltage, V ~	Current, A	Cross-Section		Voltage, V ~	Current, A	Cross-Section
CE (EN 60947-7-1)	750	24	2,5 mm²	750	24	2,5 mm²		750	24	2,5 mm²
UL	600	20	AWG 22-12	600	20	AWG 22-12				
VDE (IEC 60947-7-1)										
CSA										
ATEX										

Connection Data										
Conductor cross section solid (min-max.)	0,08-4 mm²			0,08-4 mm²				0,08-4 mm²		
Conductor cross section stranded (min.-max.)	0,08-2,5 mm²			0,08-2,5 mm²				0,08-2,5 mm²		
2 conductors with same cross section, stranded, TWIN ferrules with plastic sleeve	0,5 mm²			0,5 mm²				0,5 mm²		
AWG Conductor	AWG 28-12			AWG 28-12				AWG 28-12		
Insulation Stripping Length (min.-max.)	9-10 mm			9-10 mm				9-10 mm		
Screwdriver	KT 2 (0,5x3,0)			KT 2 (0,5x3,0)				KT 2 (0,5x3,0)		

End Plate	Type	Cat.No.	Qty.	Type	Cat.No.	Qty.		Type	Cat.No.	Qty.
	NPP/YBK 2,5 E	446 219	10	NPP/YBK 2,5 C	446 279	10		NPP/YBK 2,5 C	446 279	25

Push-in Cross Connection	Type	Cat.No.	Qty.	Type	Cat.No.	Qty.		Type	Cat.No.	Qty.
	UK 2,5/2	476 222	25	UK 2,5/2	476 222	25		UK 2,5/2	476 222	25
	UK 2,5/3	476 223	20	UK 2,5/3	476 223	20		UK 2,5/3	476 223	20
	UK 2,5/4	476 224	15	UK 2,5/4	476 224	15		UK 2,5/4	476 224	15
	UK 2,5/10	476 229	5	UK 2,5/10	476 229	5		UK 2,5/10	476 229	5

Technical Data				
Rated Impulse Voltage / Pollution severity	8/3	8/3		8/3
Insulation material group / Gauge pin code according to IEC 60947-1	1/A3	1/A3		1/A3
Protection class / Protection conductor type	IP 20 / -	IP 20 / -		IP 20 / -
Marking Tags (Dekafix)				
See pages 326-333 for a list of Dekafix	D_NS 5x10, DB 10/5, DG 10/5, DG 10/5T	D_NS 5x10, DB 10/5, DG 10/5, DG 10/5T		D_NS 5x10, DB 10/5, DG 10/5, DG 10/5T

Package Quantity				
	50 pcs.	50 pcs.		50 pcs.

Two input - Two Output Spring Clamp Terminals

YBK 2,5 CD

Width: 5 mm



Cat No:

326 219
326 210

YBK 2,5 CLD

Width: 5 mm

AC DC

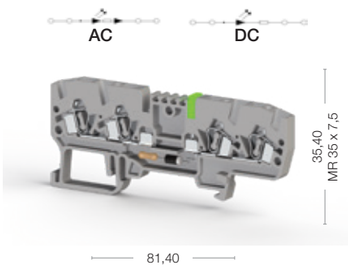

Cat No:

326 319
326 310

YBK 2,5 CT

Width: 5 mm

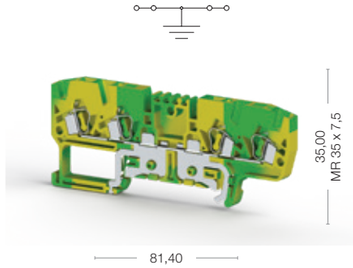

Cat No:

336 100

YBK 2,5 ET

Width: 5 mm



Cat No:

336 110

Electrical Ratings	Voltage, V ~	Current, A	Cross-Section	Voltage, V ~	Current, A	Cross-Section	Voltage, V ~	Current, A	Cross-Section	Voltage, V ~	Current, A	Cross-Section
CE (EN 60947-7-1 - EN 60947-7-2)	750	0,5	2,5 mm²		24	2,5 mm²			2,5 mm²			2,5 mm²
UL				24	20	AWG 22-12			AWG 22-12			AWG 22-12
VDE (IEC 60947-7-1)												
CSA												
ATEX												

Connection Data												
Conductor cross section solid (min-max.)	0,08-4 mm²			0,08-4 mm²				0,08-4 mm²			0,08-4 mm²	
Conductor cross section stranded (min.-max.)	0,08-2,5 mm²			0,08-2,5 mm²				0,08-2,5 mm²			0,08-2,5 mm²	
2 conductors with same cross section, stranded, TWIN ferrules with plastic sleeve	0,5 mm²			0,5 mm²				0,5 mm²			0,5 mm²	
AWG Conductor	AWG 28-12			AWG 28-12				AWG 28-12			AWG 28-12	
Insulation Stripping Length (min.-max.)	9-10 mm			9-10 mm				9-10 mm			9-10 mm	
Screwdriver	KT2 (0,5x3,0)			KT2 (0,5x3,0)				KT2 (0,5x3,0)			KT2 (0,5x3,0)	

Ordering Data				Type	Cat.No.	Qty.								
				YBK 2,5 CLD (24V AC)	326 319	50								
				YBK 2,5 CLD (24V DC)	326 419	50								
				YBK 2,5 CLD (48V AC)	326 619	50								
				YBK 2,5 CLD (48V DC)	326 719	50								
				YBK 2,5 CLD (110V AC)	326 329	50								
				YBK 2,5 CLD (110V DC)	326 429	50								
				YBK 2,5 CLD (220V AC	326 629)	50								
				YBK 2,5 CLD (220V DC)	326 729	50								

Technical Data For Diode												
Diode Reverse Voltage	1000 V											
Diode Current	1 A											
Diod	1 N 4007											

End Plate	Type	Cat.No.	Qty.	Type	Cat.No.	Qty.		Type	Cat.No.	Qty.	Type	Cat.No.	Qty.
	NPP/YBK 2,5 C	446 279	25	NPP/YBK 2,5 C	446 279	25		NPP/YBK 2,5 CT	446 272T	10	NPP/YBK 2,5 E	446 212T	10

Cross Connection	Type	Cat.No.	Qty.	Type	Cat.No.	Qty.							
	UK 2,5/2	476 222	25	UK 2,5/2	476 222	25							
	UK 2,5/3	476 223	20	UK 2,5/3	476 223	20							
	UK 2,5/4	476 224	15	UK 2,5/4	476 224	15							
	UK 2,5/10	476 229	5	UK 2,5/10	476 229	5							

Technical Data												
Rated Impulse Voltage / Pollution severity	8/3			8/3				8/3			8/3	
Insulation material group / Gauge pin code according to IEC 60947-1	1/A3			1/A3				1/A3			1/A3	
Protection class / Protection conductor type	IP 20 / -			IP 20 / -				IP 20 / PE			IP 20 / PE	
Marking Tags (Dekafix)												
See pages 326-333 for a list of Dekafix	D_NS 5x10, DB 10/5, DG 10/5, DG 10/5T			D_NS 5x10, DB 10/5, DG 10/5, DG 10/5T				D_NS 5x10, DB 10/5, DG 10/5, DG 10/5T			D_NS 5x10, DB 10/5, DG 10/5, DG 10/5T	

Package Quantity												
	50 pcs.			50 pcs.				50 pcs.			50 pcs.	

“V0” Flammability Rating Product Range

Screw Type ‘V0’ Products

‘V0’ flammability rating Screw Terminal Blocks are ready in KLEMSAN Family for your prestigious projects! You can select the most suitable products from our premium ‘NM’ series as 108 products.

Complying EN 45545-2 European railway standard for fire safety classes R22-R23-R24-R26 for HL1 - HL2 - HL3 Hazard Levels.

Features	UL 94 V0	UL 94 V1	UL 94 V2
Self-extinguishing time after flame is applied to the sample (seconds).	≤ 10 sn	≤ 30 sn	≤ 30 sn
Total self-extinguishing time after 10 consecutive flame treatments.	≤ 50 sn	≤ 250 sn	≤ 250 sn
Is the sample burn completely?	No	No	No
Subject material which shouldn’t ignite by dripping from the sample.	Cotton	Cotton	Paper

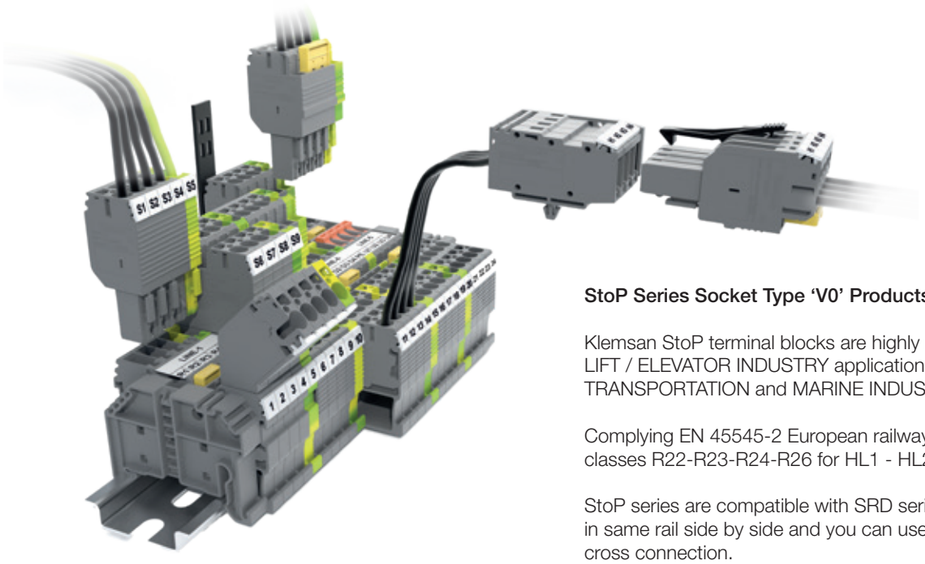

StoP Series Socket Type ‘V0’ Products

Klemsan StoP terminal blocks are highly recommended for LIFT / ELEVATOR INDUSTRY applications; also for RAILWAY TRANSPORTATION and MARINE INDUSTRIES as well.

Complying EN 45545-2 European railway standard for fire safety classes R22-R23-R24-R26 for HL1 - HL2 - HL3 Hazard Levels.

StoP series are compatible with SRD series. You can mount them in same rail side by side and you can use marking strip and push-in cross connection.



SRD Series Spring Type ‘V0’ Products

Brand new series spring clamp type terminal blocks are ready for your projects!

SRD Series are empowered terminal blocks compare with YBK series.

The thickness is 5,2 mm and the plastic bodies and rail legs are more ergonomic.

Complying EN 45545-2 European railway standard for fire safety classes R22-R23-R24-R26 for HL1 - HL2 - HL3 Hazard Levels.



AVK Series "V0" Terminals

AVK 2,5/NM

Width: 5 mm



AVK 4/NM

Width: 6 mm



AVK 6/NM

Width: 8 mm



AVK 10/NM

Width: 10 mm



AVK 16 RD/NM

Width: 12 mm



	AVK 2,5/NM	AVK 4/NM	AVK 6/NM	AVK 10/NM	AVK 16 RD/NM
Cat No:	309 009 309 000	309 019 309 010	309 029 309 020	309 039 309 030	309 059 309 050
Electrical Ratings					
	Voltage, V ~ / Current, A / Cross-Section	Voltage, V ~ / Current, A / Cross-Section	Voltage, V ~ / Current, A / Cross-Section	Voltage, V ~ / Current, A / Cross-Section	Voltage, V ~ / Current, A / Cross-Section
CE (EN 60947-7-1)	750 / 24 / 2,5 mm²	750 / 32 / 4 mm²	630 / 41 / 6 mm²	630 / 57 / 10 mm²	750 / 76 / 16 mm²
UL - CuLus	600 / 20 / AWG 26–12	600 / 30 / AWG 26–10	600 / 50 / AWG 26–8	600 / 65 / AWG 16-6	600 / 80 / AWG 12-4
Connection Data					
Conductor cross section solid (min-max.)	0,2–4 mm²	0,2–6 mm²	0,2-10 mm²	0,5-16 mm²	1,5-25 mm²
Conductor cross section stranded (min-max.)	0,2–4 mm²	0,2–6 mm²	0,2-10 mm²	0,5-16 mm²	1,5-25 mm²
2 conductors with same cross section, stranded, TWIN ferrules with plastic sleeve, (min-max.)	0,5-1,5 mm²	0,5-2,5 mm²	0,5-4 mm²	0,5-6 mm²	0,75-10 mm²
AWG Conductor	AWG 24–12	AWG 24–10	AWG 24-8	AWG 20-6	AWG 16-4
Insulation Stripping Length (min.-max.)	9–10 mm	9–10 mm	10-12 mm	10-12 mm	12-14 mm
Torque (min-max.)	0,4–0,6 Nm	0,5–0,8 Nm	0,8-1,2 Nm	1,2-1,8 Nm	1,2-2,0 Nm
Screwdriver	IKT 3 (0,6x3,5)	IKT 3 (0,6x3,5)	IKT 4 (0,8x4)	IKT 4 (0,8x4)	IKT 5 (1,0x5,5)
End Plate - Disconnect Plate					
	Type / Cat.No. / Qty.	Type / Cat.No. / Qty.	Type / Cat.No. / Qty.	Type / Cat.No. / Qty.	Type / Cat.No. / Qty.
	NPP/AVK 2,5-10/NM / 451 069 / 100	NPP/AVK 2,5-10/NM / 451 069 / 100	NPP/AVK 2,5-10/NM / 451 069 / 100	NPP/AVK 2,5-10/NM / 451 069 / 100	NPP/AVK 16 RD/NM / 451 049 / 100
	APP/AVK 2,5-10/NM / 464 059 / 25	APP/AVK 2,5-10/NM / 464 059 / 25	APP/AVK 2,5-10/NM / 464 059 / 25	APP/AVK 2,5-10/NM / 464 059 / 25	APP/AVK 16 RD/NM / 464 229 / 25
Cross Connection					
	Type / Cat.No. / Qty.	Type / Cat.No. / Qty.	Type / Cat.No. / Qty.	Type / Cat.No. / Qty.	Type / Cat.No. / Qty.
	UK 2,5/2 / 474 122 / 25	UK 4/2 / 474 132 / 25	UK 6/2 / 474 142 / 25	UK 10/2 / 474 152 / 25	UK 16/2 / 474 162 / 25
	UK 2,5/3 / 474 123 / 20	UK 4/3 / 474 133 / 20	UK 6/3 / 474 143 / 20	UK 10/3 / 474 153 / 20	UK 16/3 / 474 163 / 20
	UK 2,5/4 / 474 124 / 15	UK 4/4 / 474 134 / 15	UK 6/4 / 474 144 / 15	UK 10/4 / 474 154 / 15	UK 16/4 / 474 164 / 15
	UK 2,5/10 / 474 129 / 5	UK 4/10 / 474 139 / 5	UK 6/10 / 474 149 / 5	UK 10/10 / 474 159 / 5	UK 16/10 / 474 169 / 5
		UK 4/20 / 474 180 / 5			
Comb Connector					
	Type / Cat.No. / Qty.	Type / Cat.No. / Qty.	Type / Cat.No. / Qty.	Type / Cat.No. / Qty.	
	TKO 2,5/2/NM / 470 332 / 25	TKO 4/2/NM / 470 342 / 25	TKO 6/2/NM / 470 352 / 25	TKO 10/2/NM / 470 362 / 25	
	TKO 2,5/3/NM / 470 333 / 20	TKO 4/3/NM / 470 343 / 20	TKO 6/3/NM / 470 353 / 20	TKO 10/3/NM / 470 363 / 20	
	TKO 2,5/4/NM / 470 334 / 15	TKO 4/4/NM / 470 344 / 15	TKO 6/4/NM / 470 357 / 15	TKO 10/4/NM / 470 364 / 15	
	TKO 2,5/10/NM / 470 339 / 5	TKO 4/10/NM / 470 349 / 5	TKO 6/10/NM / 470 359 / 5	TKO 10/10/NM / 470 369 / 5	
Technical Data					
Rated Impulse Voltage / Pollution severity	8/3	8/3	8/3	8/3	8/3
Insulation material group / Gauge pin code according to IEC 60947-1	1/A3	1/A4	1/B5	1/B6	1/B7
Protection class / Protection conductor type	IP 20 / -	IP 20 / -	IP 20 / -	IP 20 / -	IP 20 / -
Marking Tags (Dekafix)					
See pages 326-333 for a list of Dekafix	D_NS 5x10, DB 10/5, DG 10/5, DG 10/5T	D_NS 6x10, DB 10/6, DG 10/6, DG 10/6T	D_NS 8x10, DG 10/8	D_NS 10x10, DG 10/10	D_NS 10x10, D_NS 12x10, DG 10x10
Package Quantity					
	100 pcs.	100 pcs.	100 pcs.	100 pcs.	50 pcs.

AVK Series "V0" Terminals

AVK 35 RDS/NM

Width: 16 mm



Cat No:

309 089
309 080

AVK 4 A/NM

Width: 6 mm



Cat No:

309 179
309 170

Electrical Ratings	Voltage, V ~	Current, A	Cross-Section	Voltage, V ~	Current, A	Cross-Section
CE (EN 60947-7-1)	1000	125	35 mm²	500	20	4 mm²
UL - CuLus	600	115	AWG 10-2	300	16	AWG 26-10

Connection Data						
Conductor cross section solid (min-max.)	6-50 mm²			0,2-6 mm²		
Conductor cross section stranded (min-max.)	6-35 mm²			0,2-6 mm²		
2 conductors with same cross section, stranded, TWIN ferrules with plastic sleeve, (min-max.)	4-16 mm²			0,5-2,5 mm²		
AWG Conductor	AWG 10-2			AWG 24-10		
Insulation Stripping Length (min.-max.)	16-18 mm			9-10 mm		
Torque (min-max.)	4,0-6,0 Nm			0,5-0,8 Nm		
Screwdriver	IKT 6 (1,2x6,5)			IKT 3 (0,6x3,5)		

End Plate - Disconnect Plate	Type	Cat.No.	Qty.	Type	Cat.No.	Qty.
				NPP/AVK 4 R-A/NM	451 319	25

Cross Connection	Type	Cat.No.	Qty.	Type	Cat.No.	Qty.
	UK 35/2 RDS	480 212	25	UK 4/2/NM	470 312	25
	UK 35/3 RDS	480 213	20	UK 4/3/NM	470 313	20
	UK 35/4 RDS	480 214	15	UK 4/4/NM	470 314	15
	UK 35/10 RDS	480 219	5	UK 4/10/NM	470 319	5

Technical Data		
Rated Impulse Voltage / Pollution severity	8/3	6/3
Insulation material group / Gauge pin code according to IEC 60947-1	1/B9	1/A4
Protection class / Protection conductor type	IP 20 / -	IP 20 / -
Marking Tags (Dekafix)		
See pages 326-333 for a list of Dekafix	D_NS 10x10, D_NS 14x10, DG 10/10	D_NS 6x10, DB 10/6, DG 10/6, DG 10/6T, SLF-P1 W
Package Quantity		
	50 pcs.	50 pcs.

* Higher torque value compare to AVK 35 RD

Color							
Color code is the last digit of the order number							
Blue	Green	Yellow	Red	Black	White	Orange	Brown
1	2	3	4	5	6	7	8

AVK RD Series "V0" Terminals

AVK 2,5 RD/NM

Width: 5 mm



Cat No:

309 159
309 150

AVK 4 RD/NM

Width: 6 mm



Cat No:

309 169
309 160

Electrical Ratings	Voltage, V ~	Current, A	Cross-Section	Voltage, V ~	Current, A	Cross-Section
CE (EN 60947-7-1)	750	24	2,5 mm²	750	32	4 mm²
UL - CuLus	600	20	AWG 26-12	600	30	AWG 26-10
VDE (IEC 60947-7-1)						
CSA						
ATEX						

Connection Data						
Conductor cross section solid (min-max.)	0,2-4 mm²			0,2-6 mm²		
Conductor cross section stranded (min-max.)	0,2-4 mm²			0,2-6 mm²		
2 conductors with same cross section, stranded, TWIN ferrules with plastic sleeve, (min-max.)	0,5-1,5 mm²			0,5-2,5 mm²		
AWG Conductor	AWG 24-12			AWG 24-10		
Insulation Stripping Length (min.-max.)	9-10 mm			9-10 mm		
Torque (min-max.)	0,4-0,6 Nm			0,5-0,8 Nm		
Screwdriver	IKT 3 (0,6x3,5)			IKT 3 (0,6x3,5)		

End Plate - Disconnect Plate	Type	Cat.No.	Qty.	Type	Cat.No.	Qty.
	NPP/AVK 2,5-10/NM	451 069	100	NPP/AVK 2,5-10/NM	451 069	100
	APP/AVK 2,5-10/NM	464 059	25	APP/AVK 2,5-10/NM	464 059	25

Cross Connection	Type	Cat.No.	Qty.	Type	Cat.No.	Qty.
	UK 2,5/2/NM	470 302	25	UK 4/2/NM	470 312	25
	UK 2,5/3/NM	470 303	20	UK 4/3/NM	470 313	20
	UK 2,5/4/NM	470 304	15	UK 4/4/NM	470 314	15
	UK 2,5/10/NM	470 309	5	UK 4/10/NM	470 319	5

Comb Connector	Type	Cat.No.	Qty.	Type	Cat.No.	Qty.
	TKO 2,5/2/NM	470 332	25	TKO 4/2/NM	470 342	25
	TKO 2,5/3/NM	470 333	20	TKO 4/3/NM	470 343	20
	TKO 2,5/4/NM	470 334	15	TKO 4/4/NM	470 344	15
	TKO 2,5/10/NM	470 339	5	TKO 4/10/NM	470 349	5

Technical Data		
Rated Impulse Voltage / Pollution severity	8/3	8/3
Insulation material group / Gauge pin code according to IEC 60947-1	1/A3	1/A4
Protection class / Protection conductor type	IP 20 / -	IP 20 / -
Marking Tags (Dekafix)		
See pages 326-333 for a list of Dekafix	DB 10/5, DG 10/5, DG 10/5T	D_NS 6x10, DB 10/6, DG 10/6, DG 10/6T
Package Quantity		
	100 pcs.	100 pcs.

AVK T Series "V0" Earth Terminals

AVK 2,5 / 4 TK/NM

Width: 6 mm

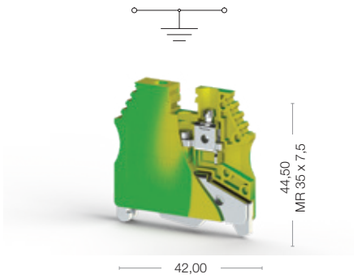

AVK 6 TK/NM

Width: 8 mm

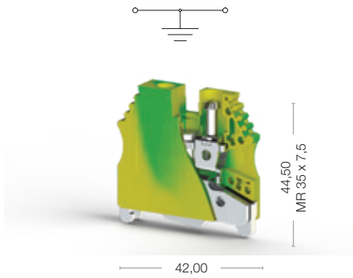

AVK 10 TK/NM

Width: 10 mm

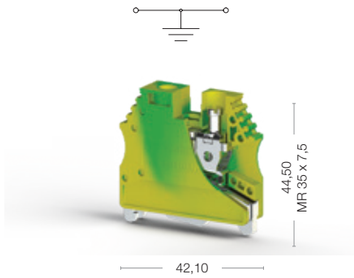

AVK 16 T RD/NM

Width: 12 mm



	AVK 2,5 / 4 TK/NM			AVK 6 TK/NM			AVK 10 TK/NM			AVK 16 T RD/NM		
Cat No:	341 010			341 020			341 030			341 040		
Electrical Ratings	**Voltage, V ~**	**Current, A**	**Cross-Section**	**Voltage, V ~**	**Current, A**	**Cross-Section**	**Voltage, V ~**	**Current, A**	**Cross-Section**	**Voltage, V ~**	**Current, A**	**Cross-Section**
CE (EN 60947-7-2)			2,5-4 mm²			6 mm²			10 mm²			16 mm²
UL - CuLus			AWG 26-10			AWG 26-8			AWG 16-6			AWG 12-4
Connection Data												
Conductor cross section solid (min-max.)	0,2-6 mm²			0,2-10 mm²			0,5-16 mm²			1,5-25 mm²		
Conductor cross section stranded (min-max.)	0,2-6 mm²			0,2-10 mm²			0,5-16 mm²			1,5-25 mm²		
2 conductors with same cross section, stranded, TWIN ferrules with plastic sleeve, (min-max.)	0,5-2,5 mm²			0,5-4 mm²			0,5-6 mm²			0,75-10 mm²		
AWG Conductor	AWG 24-10			AWG 24-8			AWG 20-6			AWG 16-4		
Insulation Stripping Length (min.-max.)	9-10 mm			10-12 mm			10-12 mm			12-14 mm		
Torque (min-max.)	0,5-0,8 Nm			0,8-1,2 Nm			1,2-1,8 Nm			1,2-2,0 Nm		
Rail Tightening torque, (min-max.)	0,4-0,6 Nm			0,6 -0,8 Nm			0,8-1,0 Nm			1,0-1,2 Nm		
Screwdriver	IKT 3 (0,6x3,5)			IKT 4 (0,8x4)			IKT 4 (1,2x6,5)			IKT 5 (1,2x6,5)		
Technical Data												
Rated Impulse Voltage / Pollution severity	8/3			8/3			8/3			8/3		
Insulation material group / Gauge pin code according to IEC 60947-1	1/A4			1/B5			1/B6			1/B7		
Protection class / Protection conductor type	IP 20 / PE			IP 20 / PE			IP 20 / PE			IP 20 / PE		
Marking Tags (Dekafix)												
See pages 326-333 for a list of Dekafix	D_NS 6x10, DB 10/6, DG 10/6, DG 10/6T			D_NS 8x10, DG 10/8			D_NS 10x10, DG 10/10			D_NS 10x10, D_NS 12x10, DG 10/10		
Package Quantity												
	50 pcs.			25 pcs.			25 pcs.			50 pcs.		

AVK T Series "V0" Earth Terminals

AVK 35 T RDS/NM

Width: 16 mm



Cat No:

341 060

AVK 2,5 T RD/NM

Width: 5,75 mm

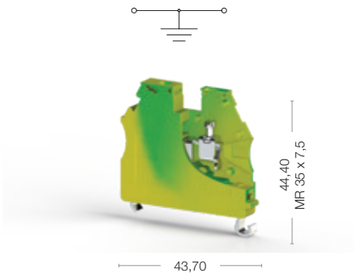

Cat No:

341 090

AVK 4 T RD/NM

Width: 6,2 mm

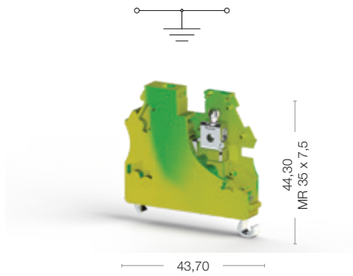

Cat No:

341 100

Electrical Ratings	Voltage, V ~	Current, A	Cross-Section	Voltage, V ~	Current, A	Cross-Section		Voltage, V ~	Current, A	Cross-Section
CE (EN 60947-7-2)			35 mm²			2,5 mm²				4 mm²
UL - CuLus			AWG 10-2			AWG 26-12				AWG 26-10
Connection Data										
Conductor cross section solid (min-max.).	6-50 mm²			0,2-4 mm²				0,2-6 mm²		
Conductor cross section stranded (min-max.)	6-35 mm²			0,2-4 mm²				0,2-6 mm²		
2 conductors with same cross section, stranded, TWIN ferrules with plastic sleeve, (min-max.)	4-16 mm²			0,5-1,5 mm²				0,5-2,5 mm²		
AWG Conductor	AWG 10-2			AWG 24-12				AWG 24-10		
Insulation Stripping Length (min.-max.)	16-18 mm			9-10 mm				9-10 mm		
Torque (min-max.)	4,0-6,0 Nm			0,4-0,6 Nm				0,5-0,8 Nm		
Rail Tightening torque, (min-max.)	1,2-1,5 Nm									
Screwdriver	IKT 6 (1,2x6,5)			IKT 3 (0,6x3,5)				IKT 3 (0,6x3,5)		
Technical Data										
Rated Impulse Voltage / Pollution severity	8/3			8				8		
Insulation material group / Gauge pin code according to IEC 60947-1	1/B9			1/A3				1/A4		
Protection class / Protection conductor type	IP 20 / PE			IP 20 / PE				IP 20 / PE		
Marking Tags (Dekafix)										
See pages 326-333 for a list of Dekafix	D_NS 10x10, D_NS 14x10, DG 10/10			D_NS 5x10, DB 10/5, DG 10/5, DG 10/5T				D_NS 6x10, DB 10/6, DG 10/6, DG 10/6T		
Package Quantity										
	25 pcs.			50 pcs.				50 pcs.		

Screw Type "V0" Double - Deck Terminals

PIK 2,5 N/NM

Width: 5 mm

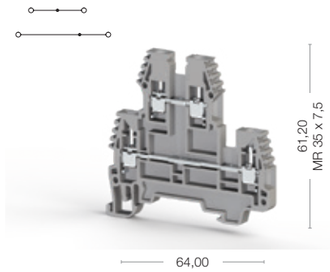

Cat No:

309 189
309 180

PIK 2,5 RD/NM

push-in cross connection

Width: 5 mm



Cat No:

309 429
309 420

PIK 2,5 NK/NM

Width: 5 mm



Cat No:

309 199
309 190

PIK 2,5 RDK/NM

push-in cross connection

Width: 5 mm

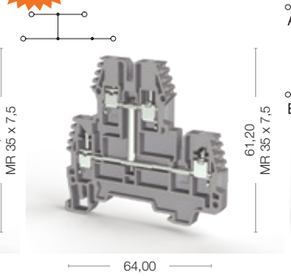

Cat No:

309 439
309 430

PIK 2,5 ND/NM

Width: 5 mm

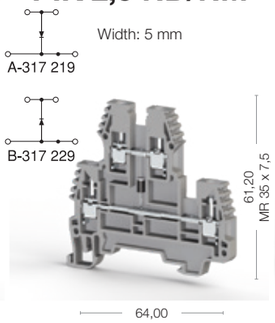

Cat No:

315 049
315 040

PIK 2,5 NLD/NM

Width: 5 mm

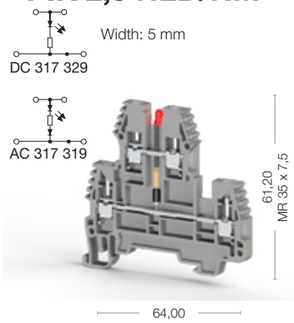

Cat No:

309 229
309 220

Electrical Ratings	Voltage, V ~	Current, A	Cross-Section	Voltage, V ~	Current, A	Cross-Section	Voltage, V ~	Current, A	Cross-Section	Voltage, V ~	Current, A	Cross-Section	Voltage, V ~	Current, A	Cross-Section	Voltage, V ~	Current, A	Cross-Section
CE (EN 60947-7-1)	500	24	2,5 mm²	500	24	2,5 mm²	500	24	2,5 mm²	500	24	2,5 mm²	500	0,5	2,5 mm²		24	2,5 mm²
UL	300	20	AWG 26-12	300	20	AWG 26-12	300	20	AWG 26-12				300	20	AWG 26-12		20	AWG 26-12
VDE (IEC 60947-7-1)																		
CSA																		
ATEX																		

Connection Data																		
Conductor cross section solid (min-max.)	0,2-4 mm²			0,2-4 mm²			0,2-4 mm²			0,2-4 mm²			0,2-4 mm²			0,2-4 mm²		
Conductor cross section stranded (min.-max.)	0,2-4 mm²			0,2-4 mm²			0,2-4 mm²			0,2-4 mm²			0,2-4 mm²			0,2-4 mm²		
2 conductors with same cross section, stranded, TWIN ferrules with plastic sleeve, (min-max.)	0,5-1,5 mm²			0,5-1,5 mm²			0,5-1,5 mm²			0,5-1,5 mm²			0,5-1,5 mm²			0,5-1,5 mm²		
AWG Conductor	AWG 24-12			AWG 24-12			AWG 24-12			AWG 24-12			AWG 24-12			AWG 24-12		
Insulation Stripping Length (min.-max.)	9-10 mm			9-10 mm			9-10 mm			9-10 mm			9-10 mm			9-10 mm		
Torque (min-max.)	0,4-0,6 Nm			0,4-0,6 Nm			0,4-0,6 Nm			0,4-0,6 Nm			0,4-0,6 Nm			0,4-0,6 Nm		
Screwdriver	IKT 3 (0,6x3,5)			IKT 3 (0,6x3,5)			IKT 3 (0,6x3,5)			IKT 3 (0,6x3,5)			IKT 3 (0,6x3,5)			IKT 3 (0,6x3,5)		

Ordering Data													Type	Cat.No.	Qty.	Type	Cat.No.	Qty.
													PIK 2,5 ND A/NM	315 049	20	PIK 2,5 NLD/NM (24AC)	309 229	20
																PIK 2,5 NLD/NM (24DC)	309 239	20
													PIK 2,5 ND B/NM	315 059	20	PIK 2,5 NLD/NM (48AC)	309 249	20
																PIK 2,5 NLD/NM (48DC)	309 259	20
																PIK 2,5 NLD/NM (110AC)	309 269	20
																PIK 2,5 NLD/NM (110DC)	309 279	20
																PIK 2,5 NLD/NM (220AC)	309 289	20
																PIK 2,5 NLD/NM (220DC)	309 299	20

Technical Data For Diode																		
Diode Voltage													1000 V					
Diode Current													1 A					
Diod													1 N 4007					

End Plate	Type	Cat.No.	Qty.	Type	Cat.No.	Qty.	Type	Cat.No.	Qty.	Type	Cat.No.	Qty.	Type	Cat.No.	Qty.	Type	Cat.No.	Qty.
	NPP/PIK 2,5-4 N/NM	451 309	25	NPP/PIK 2,5-4 N/NM	451 309	25	NPP/PIK 2,5-4 N/NM	451 309	25	NPP/PIK 2,5-4 N/NM	451 309	25	NPP/PIK 2,5-4 N/NM	451 309	25	NPP/PIK 2,5-4 N/NM	451 309	25

Small Partition	Type	Cat.No.	Qty.				Type	Cat.No.	Qty.				Type	Cat.No.	Qty.	Type	Cat.No.	Qty.
	AD 1	467 919	100				AD 1	467 919	100				AD 1	467 919	100	AD 1	467 919	100

Cross Connection	Type	Cat.No.	Qty.	Type	Cat.No.	Qty.	Type	Cat.No.	Qty.	Type	Cat.No.	Qty.	Type	Cat.No.	Qty.	Type	Cat.No.	Qty.
	UK 2,5/2	474 122	25	UK 2,5/2/NM	470 302	25	UK 2,5/2	474 122	25	UK 2,5/2/NM	470 302	25	UK 2,5/2	474 122	25	UK 2,5/2	474 122	25
	UK 2,5/3	474 123	20	UK 2,5/3/NM	470 303	20	UK 2,5/3	474 123	20	UK 2,5/3/NM	470 303	20	UK 2,5/3	474 123	20	UK 2,5/3	474 123	20
	UK 2,5/4	474 124	15	UK 2,5/4/NM	470 304	15	UK 2,5/4	474 124	15	UK 2,5/4/NM	470 304	15	UK 2,5/4	474 124	15	UK 2,5/4	474 124	15
	UK 2,5/10	474 129	5	UK 2,5/10/NM	470 309	5	UK 2,5/10	474 129	5	UK 2,5/10/NM	470 309	5	UK 2,5/10	474 129	5	UK 2,5/10	474 129	5
							Note: Only lower decks can be cross-connected			Note: Only lower decks can be cross-connected			Note: Only lower decks can be cross-connected			Note: Only lower decks can be cross-connected		

Technical Data																		
Rated Impulse Voltage / Pollution severity	6/3			6/3			6/3			6/3			6/3			6/3		
Insulation material group / Gauge pin code according to IEC 60947-1	1/A3			1/A3			1/A3			1/A3			1/A3			1/A3		
Protection class / Protection conductor type	IP 20 / -			IP 20 / -			IP 20 / -			IP 20 / -			IP 20 / -			IP 20 / -		
Marking Tags (Dekafix)																		
See pages 326-333 for a list of Dekafix	D_NS 5x10, DB 10/5, DG 10/5, DG 10/5T						D_NS 5x10, DB 10/5, DG 10/5, DG 10/5T						D_NS 5x10, DB 10/5, DG 10/5, DG 10/5T			D_NS 5x10, DB 10/5, DG 10/5, DG 10/5T		

Package Quantity																		
	100 pcs.			100 pcs.			20 pcs.			100 pcs.			20 pcs.			20 pcs.		

Screw Type "V0" Double - Deck Terminals

PIK 4 N/NM

Width: 6 mm



PIK 4 RD/NM

push-in cross connection

Width: 6 mm



PIK 4 NK/NM

Width: 6 mm

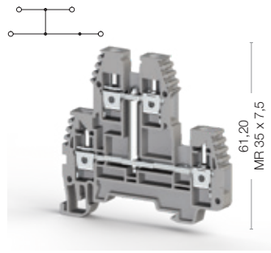

PIK 4 RDK/NM

push-in cross connection

Width: 6 mm

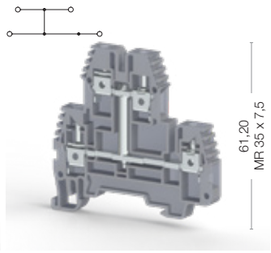

PIK 4 ND/NM

Width: 6 mm

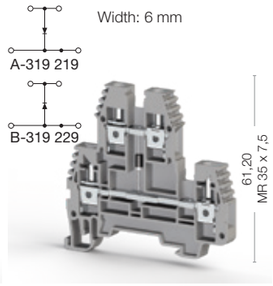

PIK 4 NLD/NM

Width: 6 mm



	PIK 4 N/NM	PIK 4 RD/NM	PIK 4 NK/NM	PIK 4 RDK/NM	PIK 4 ND/NM	PIK 4 NLD/NM
Cat No:	309 309 309 300	309 449 309 440	309 319 309 310	309 459 309 450	315 069 315 060	309 349 309 340

Electrical Ratings	Voltage, V ~	Current, A	Cross-Section	Voltage, V ~	Current, A	Cross-Section	Voltage, V ~	Current, A	Cross-Section	Voltage, V ~	Current, A	Cross-Section	Voltage, V ~	Current, A	Cross-Section	Voltage, V ~	Current, A	Cross-Section
CE (EN 60947-7-1)	500	32	4 mm²	500	32	4 mm²	500	32	4 mm²	500	32	4 mm²	500	0,5	4 mm²		24	4 mm²
UL	300	30	AWG 26-10	300	30	AWG 26-10	300	30	AWG 26-10				300	30	AWG 26-10		30	AWG 26-10
VDE (IEC 60947-7-1)																		
CSA																		
ATEX																		

Connection Data																		
Conductor cross section solid (min-max.)	0,2-6 mm²			0,2-6 mm²			0,2-6 mm²			0,2-6 mm²			0,2-6 mm²			0,2-6 mm²		
Conductor cross section stranded (min.-max.)	0,2-6 mm²			0,2-6 mm²			0,2-6 mm²			0,2-6 mm²			0,2-6 mm²			0,2-6 mm²		
2 conductors with same cross section, stranded, TWIN ferrules with plastic sleeve, (min-max.)	0,5-2,5 mm²			0,5-2,5 mm²			0,5-2,5 mm²			0,5-2,5 mm²			0,5-2,5 mm²			0,5-2,5 mm²		
AWG Conductor	AWG 24-10			AWG 24-10			AWG 24-10			AWG 24-10			AWG 24-10			AWG 24-10		
Insulation Stripping Length (min.-max.)	9-10 mm			9-10 mm			9-10 mm			9-10 mm			9-10 mm			9-10 mm		
Torque (min-max.)	0,5-0,8 Nm			0,5-0,8 Nm			0,5-0,8 Nm			0,5-0,8 Nm			0,5-0,8 Nm			0,5-0,8 Nm		
Screwdriver	IKT 3 (0,6x3,5)			IKT 3 (0,6x3,5)			IKT 3 (0,6x3,5)			IKT 3 (0,6x3,5)			IKT 3 (0,6x3,5)			IKT 3 (0,6x3,5)		

Ordering Data													Type	Cat.No.	Qty.	Type	Cat.No.	Qty.
													PIK 4 ND A/NM	315 069	20	PIK 4 NLD/NM (24AC)	309 349	20
																PIK 4 NLD/NM (24DC)	309 359	20
													PIK 4 ND B/NM	315 079	20	PIK 4 NLD/NM (48AC)	309 369	20
																PIK 4 NLD/NM (48DC)	309 379	20
																PIK 4 NLD/NM (110AC)	309 389	20
																PIK 4 NLD/NM (110DC)	309 399	20
																PIK 4 NLD/NM (220AC)	309 409	20
																PIK 4 NLD/NM (220DC)	309 419	20

Technical Data For Diode																		
Diode Voltage													1000 V					
Diode Current													1 A					
Diod													1 N 4007					

End Plate	Type	Cat.No.	Qty.	Type	Cat.No.	Qty.	Type	Cat.No.	Qty.	Type	Cat.No.	Qty.	Type	Cat.No.	Qty.	Type	Cat.No.	Qty.
	NPP/PIK 2,5-4 N/NM	451 309	25	NPP/PIK 2,5-4 N/NM	451 309	25	NPP/PIK 2,5-4 N/NM	451 309	25	NPP/PIK 2,5-4 N/NM	451 309	25	NPP/PIK 2,5-4 N/NM	451 309	25	NPP/PIK 2,5-4 N/NM	451 309	25

Small Partition	Type	Cat.No.	Qty.				Type	Cat.No.	Qty.				Type	Cat.No.	Qty.	Type	Cat.No.	Qty.
	AD 1	467 919	100				AD 1	467 919	100				AD 1	467 919	100	AD 1	467 919	100

Cross Connection	Type	Cat.No.	Qty.	Type	Cat.No.	Qty.	Type	Cat.No.	Qty.	Type	Cat.No.	Qty.	Type	Cat.No.	Qty.	Type	Cat.No.	Qty.
	UK 4/2	474 132	25	UK 4/2/NM	470 312	25	UK 4/2	474 132	25	UK 4/2/NM	470 312	25	UK 4/2	474 132	25	UK 4/2	474 132	25
	UK 4/3	474 133	20	UK 4/3/NM	470 313	20	UK 4/3	474 133	20	UK 4/3/NM	470 313	20	UK 4/3	474 133	20	UK 4/3	474 133	20
	UK 4/4	474 134	15	UK 4/4/NM	470 314	15	UK 4/4	474 134	15	UK 4/4/NM	470 314	15	UK 4/4	474 134	15	UK 4/4	474 134	15
	UK 4/10	474 139	5	UK 4/10/NM	470 319	5	UK 4/10	474 139	5	UK 4/10/NM	470 319	5	UK 4/10	474 139	5	UK 4/10	474 139	5
	UK 4/20	474 180	5				UK 4/20	474 180	5				UK 4/20	474 180	5	UK 4/20	474 180	5
							Note: Only lower decks can be cross-connected			Note: Only lower decks can be cross-connected			Note: Only lower decks can be cross-connected			Note: Only lower decks can be cross-connected		

Technical Data																		
Rated Impulse Voltage / Pollution severity	6/3			6/3			6/3			6/3			6/3			6/3		
Insulation material group / Gauge pin code according to IEC 60947-1	1/A4			1/A4			1/A4			1/A4			1/A4			1/A4		
Protection class / Protection conductor type	IP 20 / -			IP 20 / -			IP 20 / -			IP 20 / -			IP 20 / -			IP 20 / -		
Marking Tags (Dekafix)																		
See pages 326-333 for a list of Dekafix	D_NS 6x10, DB 10/6, DG 10/6, DG 10/6T			D_NS 6x10, DB 10/6, DG 10/6, DG 10/6T			D_NS 6x10, DB 10/6, DG 10/6, DG 10/6T			D_NS 6x10, DB 10/6, DG 10/6, DG 10/6T			D_NS 6x10, DB 10/6, DG 10/6, DG 10/6T			D_NS 6x10, DB 10/6, DG 10/6, DG 10/6T		

Package Quantity																		
	100 pcs.			100 pcs.			20 pcs.			100 pcs.			20 pcs.			20 pcs.		

Screw Type "V0" Multilevel Terminals

PUK 3/NM

Width: 6 mm

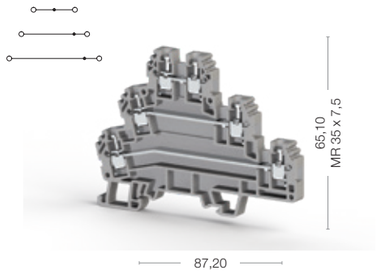

Cat No:

309 479
309 470

PUK 2 T/NM

Width: 6 mm

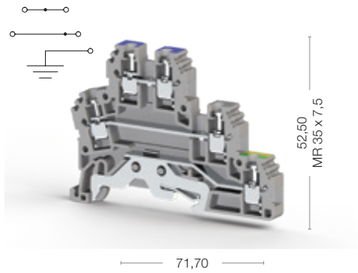

Cat No:

309 469
309 460

PUK 3 T/NM

Width: 6 mm

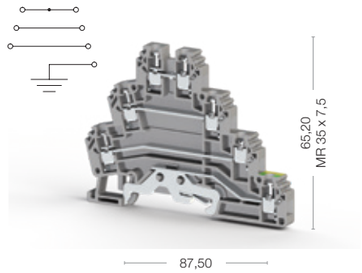

Cat No:

309 489
309 480

Electrical Ratings	Voltage, V ~	Current, A	Cross-Section	Voltage, V ~	Current, A	Cross-Section		Voltage, V ~	Current, A	Cross-Section
CE (EN 60947-7-1 - EN 60947-7-2)	440	24	2,5 mm²	440	24	2,5 mm²		440	24	2,5 mm²
UL	600	24	AWG 24-12	600	24	AWG 24-12		600	24	AWG 24-12
VDE (IEC 60947-7-1)										
CSA										
ATEX										

Connection Data										
Conductor cross section solid (min-max.)	0,2-4 mm²			0,2-4 mm²				0,2-4 mm²		
Conductor cross section stranded (min.-max.)	0,2-4 mm²			0,2-4 mm²				0,2-4 mm²		
2 conductors with same cross section, stranded, TWIN ferrules with plastic sleeve, (min-max.)	0,5-1,5 mm²			0,5-1,5 mm²				0,5-1,5 mm²		
AWG Conductor	AWG 24-12			AWG 24-12				AWG 24-12		
Insulation Stripping Length (min.-max.)	7-8 mm			7-8 mm				7-8 mm		
Torque (min-max.)	0,4-0,6 Nm			0,4-0,6 Nm				0,4-0,6 Nm		
Screwdriver	IKT 3 (0,6x3,5)			IKT 3 (0,6x3,5)				IKT 3 (0,6x3,5)		

End Plate	Type	Cat.No.	Qty.	Type	Cat.No.	Qty.		Type	Cat.No.	Qty.
	NPP/PUK 3/NM	351 339	10	NPP/PUK 2 T/NM	451 329	10		NPP/PUK 3 T/NM	351 349	10

Cross Connection	Type	Cat.No.	Qty.	Type	Cat.No.	Qty.		Type	Cat.No.	Qty.
	UK 2,5/2	480 132	25	UK 2,5/2	480 132	25		UK 2,5/2	480 132	25
	UK 2,5/3	480 133	20	UK 2,5/3	480 133	20		UK 2,5/3	480 133	20
	UK 2,5/4	480 134	15	UK 2,5/4	480 134	15		UK 2,5/4	480 134	15
	UK 2,5/10	480 139	5	UK 2,5/10	480 139	5		UK 2,5/10	480 139	5
	UK 2,5/35	480 140	5	UK 2,5/35	480 140	5		Note: Only upper decks can be cross-connected		

Technical Data				
Rated Impulse Voltage / Pollution severity	6/3	6/3		6/3
Insulation material group / Gauge pin code according to IEC 60947-1	1/A3	1/A3		1/A3
Protection class / Protection conductor type	IP 20 / -	IP 20 / PE		IP 20 / PE
Marking Tags (Dekafix)				
See pages 326-333 for a list of Dekafix	DB 5	DB 5		DB 5

Package Quantity				
	20 pcs.	20 pcs.		20 pcs.

Screw Type "V0" Sensor Terminals

PUK 3 S/NM

Width: 6 mm

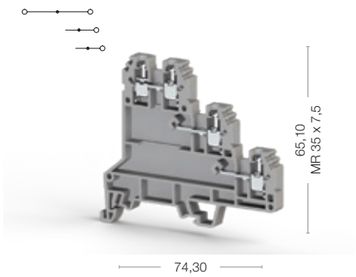

Cat No:

309 499
309 490

PUK 3 SLD (NPN)/NM

Width: 6 mm

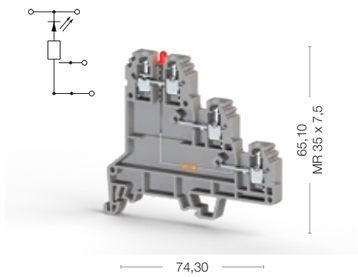

Cat No:

309 509
309 500

PUK 3 SLD (PNP)/NM

Width: 6 mm

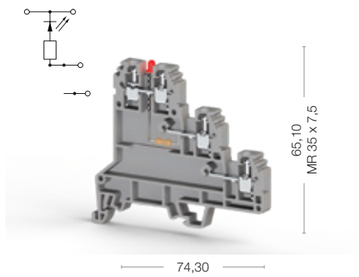

Cat No:

309 519
309 510

Electrical Ratings	Voltage, V ~	Current, A	Cross-Section	Voltage, V ~	Current, A	Cross-Section		Voltage, V ~	Current, A	Cross-Section
CE (EN 60947-7-1)	500	24	2,5 mm²	24	24	2,5 mm²		24	24	2,5 mm²
UL	300	20	AWG 24-12	300	20	AWG 24-12		300	20	AWG 24-12
VDE (IEC 60947-7-1)										
CSA										
ATEX										

Connection Data									
Conductor cross section solid (min-max.)	0,2-4 mm²			0,2-4 mm²				0,2-4 mm²	
Conductor cross section stranded (min.-max.)	0,2-4 mm²			0,2-4 mm²				0,2-4 mm²	
2 conductors with same cross section, stranded, TWIN ferrules with plastic sleeve, (min-max.)	0,5-1,5 mm²			0,5-1,5 mm²				0,5-1,5 mm²	
AWG Conductor	AWG 24-12			AWG 24-12				AWG 24-12	
Insulation Stripping Length (min.-max.)	7-8 mm			7-8 mm				7-8 mm	
Torque (min-max.)	0,4-0,6 Nm			0,4-0,6 Nm				0,4-0,6 Nm	
Screwdriver	IKT 3 (0,6x3,5)			IKT 3 (0,6x3,5)				IKT 3 (0,6x3,5)	
End Plate	**Type**	**Cat.No.**	**Qty.**	**Type**	**Cat.No.**	**Qty.**		**Type**	**Cat.No.**	**Qty.**
	NPP/PUK 3 S/NM	351 359	10	NPP/PUK 3 S/NM	351 359	10		NPP/PUK 3 S/NM	351 359	10
Cross Connection	**Type**	**Cat.No.**	**Qty.**	**Type**	**Cat.No.**	**Qty.**		**Type**	**Cat.No.**	**Qty.**
	UK 2,5/2	480 132	25	UK 2,5/2	480 132	25		UK 2,5/2	480 132	25
	UK 2,5/3	480 133	20	UK 2,5/3	480 133	20		UK 2,5/3	480 133	20
	UK 2,5/4	480 134	15	UK 2,5/4	480 134	15		UK 2,5/4	480 134	15
	UK 2,5/10	480 139	5	UK 2,5/10	480 139	5		UK 2,5/10	480 139	5
	UK 2,5/35	480 140	5	UK 2,5/35	480 140	5		UK 2,5/35	480 140	5

Technical Data				
Rated Impulse Voltage / Pollution severity	6/3	6/3		6/3
Insulation material group / Gauge pin code according to IEC 60947-1	1/A3	1/A3		1/A3
Protection class / Protection conductor type	IP 20 / -	IP 20 / -		IP 20 / PE
Marking Tags (Dekafix)				
See pages 326-333 for a list of Dekafix	DB 5	DB 5		DB 5

Package Quantity				
	20 pcs.	20 pcs.		20 pcs.

WGO Series "V0" Test / Disconnect Terminals

WGO 3/NM

Width: 8 mm



WGO 4/NM

Width: 8 mm

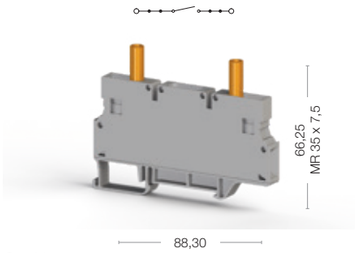

	Cat No: 309 569 / 309 560			Cat No: 309 589 / 309 580		
Electrical Ratings	**Voltage, V ~**	**Current, A**	**Cross-Section**	**Voltage, V ~**	**Current, A**	**Cross-Section**
CE (EN 60947-7-1)	400	41	6 mm²	1000	41	6 mm²
UL	300	43	AWG 20-8	300	48	AWG 26-8
VDE (IEC 60947-7-1)						
CSA						
ATEX						
Connection Data						
Conductor cross section solid (min-max.)	0,2-10 mm²			0,2-10 mm²		
Conductor cross section stranded (min.-max.)	0,2-10 mm²			0,2-10 mm²		
2 conductors with same cross section, stranded, TWIN ferrules with plastic sleeve, (min-max.)	0,5-4 mm²			0,5-4 mm²		
AWG Conductor	AWG 24-8			AWG 24-8		
Insulation Stripping Length (min.-max.)	10-12 mm			10-12 mm		
Torque (min-max.)	0,8-1,2 Nm			0,8-1,0 Nm		
Screwdriver	IKT 4 (0,8x4,0)			IKT 4 (0,8x4,0)		
Ordering Data	**Type**	**Cat.No.**	**Qty.**	**Type**	**Cat.No.**	**Qty.**
Without Socket - Beige / Grey	WGO 3/NM	309 529 - 520	50	WGO 4/NM	309 579 - 570	50
One Socket - Beige / Grey	WGO 3/NM	309 539 - 530	50			
Double Socket - Beige / Grey	WGO 3/NM	309 549 - 540	50			
One Test Socket - Beige / Grey	WGO 3/NM	309 559 - 550	50			
Double Test Socket - Beige / Grey	WGO 3/NM	309 569 - 560	50			
End Plate	**Type**	**Cat.No.**	**Qty.**	**Type**	**Cat.No.**	**Qty.**
	NPP/WGO 3/NM	351 369	25			
Cross Connection	**Type**	**Cat.No.**	**Qty.**	**Type**	**Cat.No.**	**Qty.**
	IZUK 6/2/NM	470 372	10	IZUK 6/2/NM	470 372	10
	IZUK 6/3/NM	470 373	10	IZUK 6/3/NM	470 373	10
	IZUK 6/4/NM	470 374	10	IZUK 6/4/NM	470 374	10
	IZUK 6/6/NM	470 376	10	IZUK 6/6/NM	470 376	10
	IZUK 6/10/NM	470 379	5	IZUK 6/10/NM	470 379	5
	WGO UAA	498 300	1			
Test Plug	**Type**	**Cat.No.**	**Qty.**	**Type**	**Cat.No.**	**Qty.**
suitable for test socket types	TF (Ø4)	493 050	10	TF (Ø4)	493 050	10
Comb Connector	**Type**	**Cat.No.**	**Qty.**	**Type**	**Cat.No.**	**Qty.**
	TKO 6/2/NM	470 352	25	UK 6/2/NM	470 322	25
	TKO 6/3/NM	470 353	20	UK 6/3/NM	470 323	20
	TKO 6/4/NM	470 354	15	UK 6/4/NM	470 324	15
	TKO 6/10/NM	470 359	5	UK 6/10/NM	470 329	5
Technical Data						
Rated Impulse Voltage / Pollution severity	6/3			6/3		
Insulation material group / Gauge pin code according to IEC 60947-1	1/B5			1/B5		
Protection class / Protection conductor type	IP 20 / -			IP 20 / -		
Marking Tags (Dekafix)						
See pages 326-333 for a list of Dekafix	D_NS 8x10, DG 10/8			D_NS 8x10, DG 10/8, SLF-P1 W		
Package Quantity						
	50 pcs.			50 pcs.		

WGO 6 Series "V0" Test / Disconnect Terminals

new WGO 6/NM

Width: 8 mm

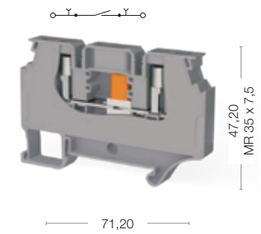

new WGO D6/NM

Width: 8 mm

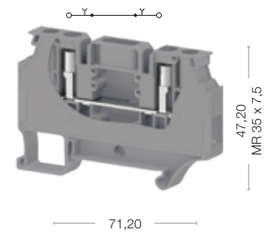

	Cat No: 309 609 / 309 600			Cat No: 309 619 / 309 610		
Electrical Ratings	**Voltage, V ~**	**Current, A**	**Cross-Section**	**Voltage, V ~**	**Current, A**	**Cross-Section**
CE (EN 60947-7-1)	1000	41	6 mm²	1000	41	6 mm²
UL	600	50	AWG 24-8	600	50	AWG 24-8
VDE (IEC 60947-7-1)						
CSA						
ATEX						
Connection Data						
Conductor cross section solid (min-max.)	0,2-10 mm²			0,2-10 mm²		
Conductor cross section stranded (min.-max.)	0,2-10 mm²			0,2-10 mm²		
AWG Conductor	AWG 24-8			AWG 24-8		
Torque	0,8-1,0 Nm			0,8-1,0 Nm		
Hole Diameter	10 mm			10 mm		
Bolt Diameter	B5			B5		
Screwdriver	IKT 4 (0,8x4)			IKT 4 (0,8x4)		
Cross Connection	**Type**	**Cat.No.**	**Qty.**	**Type**	**Cat.No.**	**Qty.**
	CS 6/2	470 122	25	CS 6/2	470 122	25
	CS 6/3	470 123	20	CS 6/3	470 123	20
	CS 6/4	470 124	15	CS 6/4	470 124	15
	CS 6/5	470 125	10	CS 6/5	470 125	10
	CS 6/10	470 129	5	CS 6/10	470 129	5
	SCS 6/2	470 172	25	SCS 6/2	470 172	25
	SCS 6/3	470 173	20	SCS 6/3	470 173	20
	SCS 6/4	470 174	15	SCS 6/4	470 174	15
Plastic Lock	**Type**	**Cat.No.**	**Qty.**			
Grey	WGO 6_PK	469 079	50			
Orange	WGO 6_PK	469 077	50			
Coding Plastic	**Type**	**Cat.No.**	**Qty.**	**Type**	**Cat.No.**	**Qty.**
Orange	WGO 6_KP	469 067	50	WGO 6_KP	469 067	50
Blue	WGO 6_KP	469 061	50	WGO 6_KP	469 061	50
Green	WGO 6_KP	469 062	50	WGO 6_KP	469 062	50
Yellow	WGO 6_KP	469 063	50	WGO 6_KP	469 063	50
Red	WGO 6_KP	469 064	50	WGO 6_KP	469 064	50
Black	WGO 6_KP	469 065	50	WGO 6_KP	469 065	50
Test Plug	**Type**	**Cat.No.**	**Qty.**	**Type**	**Cat.No.**	**Qty.**
	TFØ4	493 050	10	TFØ4	493 050	10
Cross Connection Holder	**Type**	**Cat.No.**	**Qty.**	**Type**	**Cat.No.**	**Qty.**
	ATCS 6	499 559	20	ATCS 6	499 559	20
Technical Data						
Rated Impulse Voltage / Pollution severity	6/3			6/3		
Insulation material group / Gauge pin code according to IEC 60947-1	1/NA			1/NA		
Protection class / Protection conductor type	IP 20 / -			IP 20 / -		
Marking Tags (Dekafix)						
See pages 326-333 for a list of Dekafix	D-NS 8x10, DG 10/8, SLF-P1 W			D-NS 8x10, DG 10/8, SLF-P1 W		
Package Quantity						
	50 pcs.			50 pcs.		

WGO PB Series "V0" Test / Disconnect Terminals

WGO PB 6/NM

Width: 11 mm



Cat No:

308 069
308 060

WGO PBD 6/NM

Width: 11 mm



Cat No:

308 079
308 070

Electrical Ratings	Voltage, V ~	Current, A	Cross-Section	Voltage, V ~	Current, A	Cross-Section
CE (EN 60947-7-1)	1000	41	6 mm²	1000	41	6 mm²
UL	600	45	AWG 22-8	600	45	AWG 22-8
VDE (IEC 60947-7-1)						
CSA	600	45	AWG 22-8	600	45	AWG 22-8
ATEX						

Connection Data		
Conductor cross section solid (min-max.)	0,5-6 mm²	0,5-6 mm²
Conductor cross section stranded (min.-max.)	0,5-6 mm²	0,5-6 mm²
AWG Conductor	AWG 22-8	AWG 22-8
Torque	0,8-1,2 Nm	0,8-1,2 Nm
Hole Diameter	4,2 mm	4,2 mm
Bolt Diameter	4 mm	4 mm
Screwdriver	IKT 5 (1,0x5,5)	IKT 5 (1,0x5,5)

End Plate	Type	Cat.No.	Qty.	Type	Cat.No.	Qty.
	NPP/WGO PB 6	451 009	25	NPP/WGO PB 6	451 009	25
	APP/WGO PB 6	464 019	25	APP/WGO PB 6	464 019	25

Comb Connector/Ring Type	Type	Cat.No.	Qty.	Type	Cat.No.	Qty.
	TKO PB 6/2	479 002	25	TKO PB 6/2	479 002	25
	TKO PB 6/3	479 003	20	TKO PB 6/3	479 003	20
	TKO PB 6/4	479 004	15	TKO PB 6/4	479 004	15
	TKO PB 6/7	479 007	5	TKO PB 6/7	479 007	5
	TKO PB 6/10	479 009	5	TKO PB 6/10	479 009	5

Test Plug						

Technical Data		
Rated Impulse Voltage / Pollution severity	6/3	8/3
Insulation material group / Gauge pin code according to IEC 60947-1	1/NA	1/NA
Protection class / Protection conductor type	IP 20 / -	IP 20 / -
Marking Tags (Dekafix)		
See pages 326-333 for a list of Dekafix	D_NS 8x10, DG 10/8, SLF-P1 W	D_NS 8x10, DG 10/8, SLF-P1 W
	25 pcs.	25 pcs.

Screw Type "V0" Fuse Terminals

ASK 5/NM

Width: 8 mm



Cat No:

315 009

ASK 5 LD/NM

Width: 8 mm



Cat No:

315 019

Electrical Ratings	Voltage, V ~	Current, A	Cross-Section	Voltage, V ~	Current, A	Cross-Section
CE (EN 60947-7-3)	500	10	4 mm²		10	4 mm²
UL	300	10	AWG 26-10		10	AWG 26-10
VDE (IEC 60947-7-1)						
CSA						
ATEX						

Connection Data		
Conductor cross section solid (min-max.)	0,2-6 mm²	0,2-6 mm²
Conductor cross section stranded (min.-max.)	0,2-6 mm²	0,2-6 mm²
2 conductors with same cross section, stranded, TWIN ferrules with plastic sleeve, (min-max.)	0,5-2,5 mm²	0,5-2,5 mm²
AWG Conductor	AWG 24-10	AWG 24-10
Insulation Stripping Length (min.-max.)	8-9 mm	8-9 mm
Torque (min-max.)	0,5-0,8 Nm	0,5-0,8 Nm
Screwdriver	IKT 3 (0,6x3,5)	IKT 3 (0,6x3,5)

Ordering Data				Type	Cat.No.	Qty.
				ASK 5 LD/NM 24V AC/DC	315 019	50
				ASK 5 LD /NM 110V AC/DC	315 029	50
				ASK 5 LD /NM 220V AC/DC	315 039	50

Push-in Cross Connection	Type	Cat.No.	Qty.	Type	Cat.No.	Qty.
	UK 6/2/NM	470 322	25	UK 6/2/NM	470 322	25
	UK 6/3/NM	470 323	20	UK 6/3/NM	470 323	20
	UK 6/4/NM	470 324	15	UK 6/4/NM	470 324	15
	UK 6/10/NM	470 329	5	UK 6/10/NM	470 329	5

Technical Data		
Rated Impulse Voltage / Pollution severity	6/3	6/3
Insulation material group / Gauge pin code according to IEC 60947-1	1/A4	1/A4
Protection class / Protection conductor type	IP 20 / -	IP 20 / -
Fuse / Fuse Type	G/5x20-5x25	G/5x20-5x25
Marking Tags (Dekafix)		
See pages 326-333 for a list of Dekafix	D_NS 8x10, DG 10/8	D_NS 8x10, DG 10/8
Package Quantity		
	50 pcs.	50 pcs.

PB Series "V0" Feed Through and Earth Terminals

PB 2,5/NM

Width: 9 mm



Cat No:

308 029

PB 2,5K/NM

Width: 9 mm



Cat No:

308 039

PB 2,5T/NM

Width: 10 mm



Cat No:

337 010

PB 6/NM

Width: 11 mm



Cat No:

308 009

PB 6K/NM

Width: 11 mm



Cat No:

308 019

Electrical Ratings	Voltage, V ~	Current, A	Cross-Section	Voltage, V ~	Current, A	Cross-Section	Voltage, V ~	Current, A	Cross-Section	Voltage, V ~	Current, A	Cross-Section	Voltage, V ~	Current, A	Cross-Section
CE (EN 60947-7-1 / EN 60947-7-2)	800	24	2,5 mm²	800	24	2,5 mm²				800	41	6 mm²	800	41	6 mm²
UL	600	20/15	AWG 26-14	600	20/15	AWG 26-14			AWG 26-14	600	45	AWG 22-8	600	45	AWG 22-8
VDE (IEC 60947-7-1)															
CSA	600	20/15	AWG 26-14	600	20/15	AWG 26-14			AWG 26-14	600	45	AWG 22-8	600	45	AWG 22-8
ATEX															
Connection Data															
Conductor cross section solid (min-max.)	0,1-2,5 mm²			0,1-2,5 mm²			0,1-2,5 mm²			0,5-6mm²			0,5-6mm²		
Conductor cross section stranded (min.-max.)	0,1-2,5 mm²			0,1-2,5 mm²			0,1-2,5 mm²			0,5-6 mm²			0,5-6 mm²		
AWG Conductor	AWG 26-14			AWG 26-14			AWG 26-14			AWG 22-8			AWG 22-8		
Torque (min-max.)	0,6-0,8 Nm			0,6-0,8 Nm			0,6-0,8 Nm			0,8-1,2 Nm			0,8-1,2 Nm		
Hole Diameter	3,2 mm			3,2 mm			3,2 mm			4,2 mm			4,2 mm		
Bolt Diameter	3,0 mm			3,0 mm			3,0 mm			4,0 mm			4,0 mm		
Screwdriver	IKT 4 (0,8x4,0)			IKT 4 (0,8x4,0)			IKT 5 (1,0x5,5)			IKT 5 (1,0x5,5)			IKT 5 (1,0x5,5)		
Rail Tightening torque, min-max.							0,4-0,6 Nm								
End Plate - Disconnect Plate	**Type**	**Cat.No.**	**Qty.**	**Type**	**Cat.No.**	**Qty.**				**Type**	**Cat.No.**	**Qty.**	**Type**	**Cat.No.**	**Qty.**
	NPP/PB 2,5/NM	451 029	25	NPP/PB 2,5/NM	451 029	25				NPP / PB 6/NM	451 019	25	NPP / PB 6/NM	451 019	25
	APP/PB 2,5-6/NM	464 009	25	APP/PB 2,5-6/NM	464 009	25				APP / PB 2,5-6/NM	464 009	25	APP / PB 2,5-6/NM	464 009	25
Cross Connection	**Type**	**Cat.No.**	**Qty.**	**Type**	**Cat.No.**	**Qty.**				**Type**	**Cat.No.**	**Qty.**	**Type**	**Cat.No.**	**Qty.**
	TKO PB 2,5/2	479 012	25	TKO PB 2,5/2	479 012	25				TKO- PB 6/2	479 002	25	TKO- PB 6/2	479 002	25
	TKO PB 2,5/3	479 013	20	TKO PB 2,5/3	479 013	20				TKO- PB 6/3	479 003	20	TKO- PB 6/3	479 003	20
	TKO PB 2,5/4	479 014	15	TKO PB 2,5/4	479 014	15				TKO- PB 6/4	479 004	15	TKO- PB 6/4	479 004	15
	TKO PB 2,5/7	479 017	5	TKO PB 2,5/7	479 017	5				TKO- PB 6/7	479 007	5	TKO- PB 6/7	479 007	5
	TKO PB 2,5/10	479 019	5	TKO PB 2,5/10	479 019	5				TKO- PB 6/10	479 009	5	TKO- PB 6/10	479 009	5
Test Plug	**Type**	**Cat.No.**	**Qty.**	**Type**	**Cat.No.**	**Qty.**	**Type**	**Cat.No.**	**Qty.**	**Type**	**Cat.No.**	**Qty.**	**Type**	**Cat.No.**	**Qty.**
				TF (Ø2,3)	493 023	5									
													TF (Ø4)	493 050	10
Technical Data															
Rated Impulse Voltage / Pollution severity	8/3			8/3			8/3			8/3			8/3		
Insulation material group / Gauge pin code according to IEC 60947-1	1/NA			1/NA			1/NA			1/NA			1/NA		
Protection class / Protection conductor type	IP 20 / -			IP 20 / -			IP 20 / PE			IP 20 / -			IP 20 / -		
Marking Tags (Dekafix)															
See pages 326-333 for a list of Dekafix	D_NS 6x10, DB 10/6, DG 10/6, DG 10/6T			D_NS 6x10, DB 10/6, DG 10/6, DG 10/6T			D_NS 6x10, DB 10/6, DG 10/6, DG 10/6T			DN_S 8x10, DG 10/8			DN_S 8x10, DG 10/8		
Package Quantity															
	45 pcs.			45 pcs.			45 pcs.			40 pcs.			40 pcs.		

PB Series "V0" Feed Through and Earth Terminals

PB 6 T/NM

Width: 12 mm



Cat No:

337 000

PB 25/NM (M5)

Width: 18 mm



Cat No:

308 049

PB 25/NM (M6)

Width: 18 mm



Cat No:

308 059

Electrical Ratings	Voltage, V ~	Current, A	Cross-Section	Voltage, V ~	Current, A	Cross-Section		Voltage, V ~	Current, A	Cross-Section
CE (EN 60947-7-1 / EN 60947-7-2)			6 mm²	800	101	25 mm²		800	101	25 mm²
UL			AWG 22-8	600	115/85	AWG 26-4		600	115/85	AWG 26-4
VDE (IEC 60947-7-1)										
CSA			AWG 22-8	600	115/85	AWG 26-4		600	115/85	AWG 26-4
ATEX										
Connection Data										
Conductor cross section solid (min-max.)	0,5-6 mm²			1,5-25 mm²				1,5-25 mm²		
Conductor cross section stranded (min.-max.)	0,5-6 mm²			1,5-25 mm²				1,5-25 mm²		
AWG Conductor	AWG 22-8			AWG 26-4				AWG 16-4		
Torque (min-max.)	0,8-1,2 Nm			3-3,5 Nm				3,2-3,7 Nm		
Hole Diameter	4 mm			5,2 mm				6,2 mm		
Bolt Diameter	4,0 mm			5,0 mm				6,0 mm		
Screwdriver	IKT 5 (1,0x5,5)			IKT 5 (1,0x5,5)				IKT 5 (1,0x5,5)		
Rail Tightening torque, min-max.	0,6-08 Nm									
End Plate - Disconnect Plate				Type	Cat.No.	Qty.		Type	Cat.No.	Qty.
				NPP PB 25/NM	451 039	25		NPP PB 25/NM	451 039	25
				APP PB 25/NM	464 019	25		APP PB 25/NM	464 019	25
Comb Connector										
Cross Connection				Type	Cat.No.	Qty.		Type	Cat.No.	Qty.
				TKO PB 25/2	479 022	25		TKO PB 25/2	479 022	25
Technical Data										
Rated Impulse Voltage / Pollution severity	8/3			8/3				8/3		
Insulation material group / Gauge pin code according to IEC 60947-1	1/NA			1/NA				1/NA		
Protection class / Protection conductor type	IP 20 / PE			IP 20 / PE				IP 20 / PE		
Marking Tags (Dekafix)										
See pages 326-333 for a list of Dekafix	D_NS 8x10, DG 10/8			D_NS 10x10, DG 10/10				D_NS 10x10, DG 10/10		
Package Quantity										
	40 pcs.			10 pcs.				10 pcs.		