

TECHNICAL FEATURES

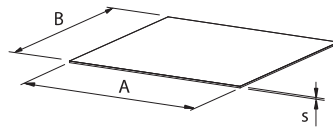

Galvanized steel
Max. tightening thickness 20 mm
(with supplied screws)
Plates thickness 5 mm

ADVANTAGES

These allow a direct connection without punching and bolting between rigid copper bar systems or with insulated flexible bars. Easy and quick to use, they allow modifications on already fitted bar systems without having to dismantle them to perform the relevant punching.

BUSBAR CLAMPS FOR SOLID AND FLEXIBLE BARS

Code	Reference		E (mm)	C (mm)	A (mm)	B (mm)	Ø - M (mm)	(Nm)
SBR1000	SBR 50x24	4	52	26	77	51	8,5-M8	10
SBR1005	SBR 50x32	4	52	34	77	59	8,5-M8	10
SBR1010	SBR 50x40	4	52	42	77	67	8,5-M8	10
SBR1015	SBR 80x24	4	82	26	107	51	8,5-M8	10
SBR1020	SBR 80x32	4	82	34	107	59	8,5-M8	10
SBR1025	SBR 80x50	4	82	52	107	77	8,5-M8	10
SBQ1000	SBQ 30x30	4	32	32	53	53	6,5-M6	10
SBQ1005	SBQ 40x40	4	42	42	63	63	6,5-M6	10
SBQ1010	SBQ 50x50	4	52	52	77	77	8,5-M8	10
SBQ1015	SBQ 63x63	4	65	65	90	90	8,5-M8	10
SBQ1020	SBQ 80x80	4	82	82	115	115	10,5-M10	10
SBQ1025	SBQ 100x100	4	102	102	135	135	10,5-M10	10



TECHNICAL FEATURES

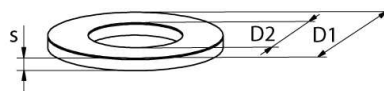
Bimetallic elements consist of copper plated aluminium plates.
Copper: 30% of the total weight

ADVANTAGES

Secure contact
Corrosion protected connection between copper and aluminum

BIMETALLIC (Cu-Al) SHEET

Code	Reference		A (mm)	B (mm)	s (mm)
PBM1000	PBM 100x100	10	100	100	1,0



BIMETALLIC (Cu-Al) WASHERS

Code	Reference		D1 (mm)	D2 (mm)	s (mm)
PBM2000	RBM M6	100	15	6,5	1,0
PBM2005	RBM M8	100	18	8,5	1,0
PBM2010	RBM M10	50	22	10,5	1,5
PBM2015	RBM M12	50	25	12,5	2,0